


# NOMEN cleat IV 250

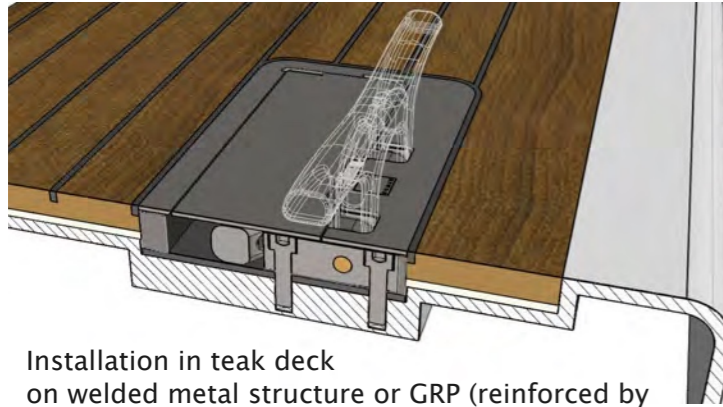
The Platform Line



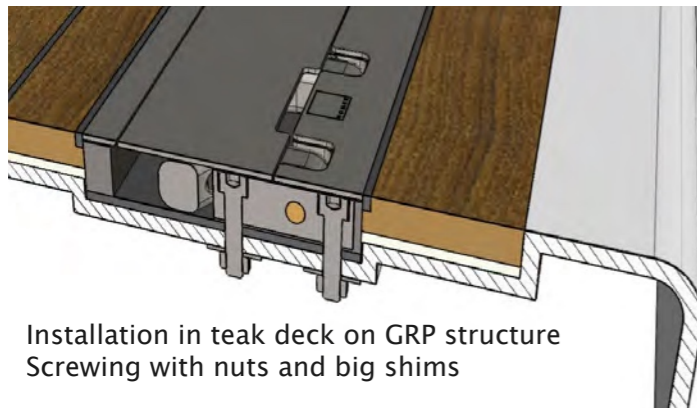
N O M E N

Scale 1:2

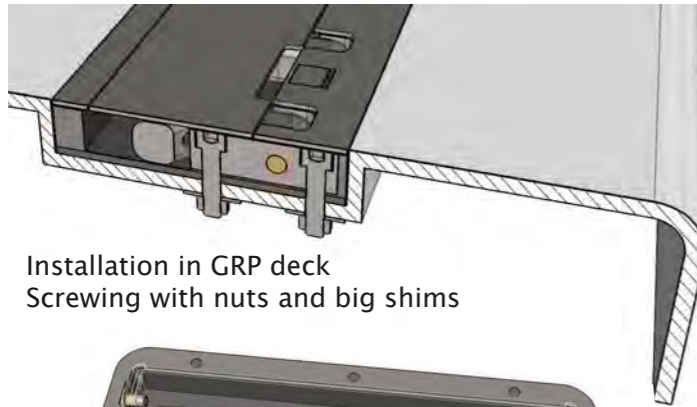
## Mounting options



Installation in teak deck  
on welded metal structure or GRP (reinforced by  
metal inlay). Screwing in threaded blind hole.



Installation in teak deck on GRP structure  
Screwing with nuts and big shims



Installation in GRP deck  
Screwing with nuts and big shims



Complete unit as delivered  
top plate and pivoted cover shown as  
white lines (subject to change without notice)

**Preliminary Data**  
Max Rope Ø = 20 mm  
Braking Load Lateral = 33,1 kN  
Breaking Load longitud. = 50,1 kN

