

# SHOCKWAVE

MARINE SUSPENSION SEATING



## PRODUCT CATALOG

*FEEL BETTER. TRAVEL FARTHER.*

# SHOCKWAVE

MARINE SUSPENSION SEATING

## Introduction to Shockwave

Who We Are .....	3
The Shockwave Product Lines .....	4
Product Overview .....	6

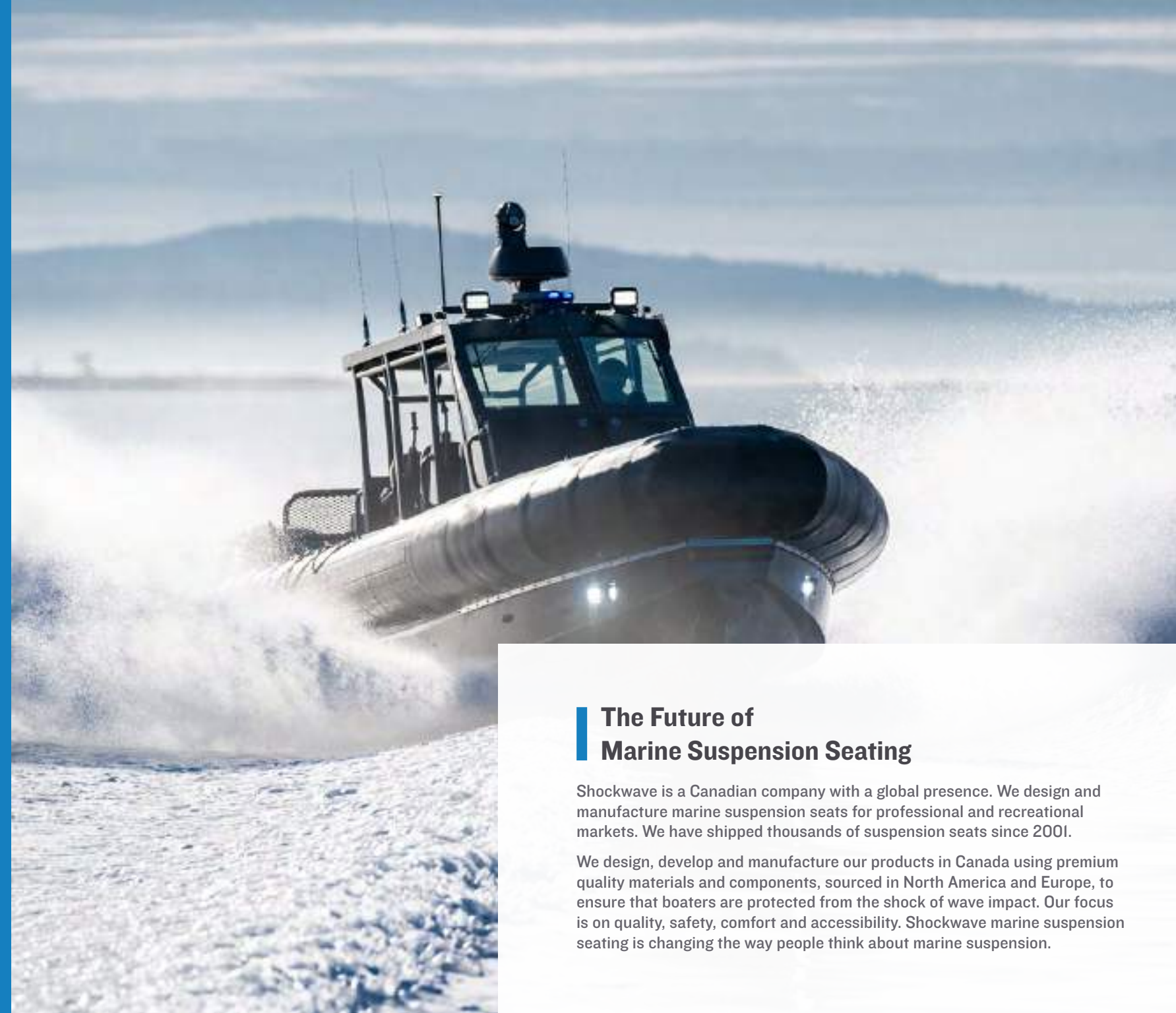
## Shockwave Product Categories

Professional Product Line .....	8
Helm & Crew Seats .....	9
S2 Helm & Crew Seats .....	10
S3 Helm & Crew Seats .....	12
Drop-Down Helm Seats .....	14
Jockey Seats .....	16
S3 Lightweight Jockey Seats .....	17
S2 Jockey Seat .....	22
S5 Jockey Seat .....	23
ICE – Integrated Control Environment .....	24

Specialty Products .....	30
Specialty Seats .....	31
VIMMS – Vessel Impact & Motion Monitoring System .....	38
Options & Accessories for Professional Seats .....	40
Product Parts .....	43
Support & Service .....	43
Product Matrix .....	44
Recreational Product Line .....	46
Sentinel Suspension Module .....	47
Recreational Accessories & Seats .....	49
Recreational Seats .....	51

## About Shockwave

Our Products .....	52
Shockwave Client List .....	53
Manufacturing Facility .....	54
Shockwave Testing .....	56
Shockwave Motorsports .....	59



## The Future of Marine Suspension Seating

Shockwave is a Canadian company with a global presence. We design and manufacture marine suspension seats for professional and recreational markets. We have shipped thousands of suspension seats since 2001.

We design, develop and manufacture our products in Canada using premium quality materials and components, sourced in North America and Europe, to ensure that boaters are protected from the shock of wave impact. Our focus is on quality, safety, comfort and accessibility. Shockwave marine suspension seating is changing the way people think about marine suspension.

# The Shockwave Product Lines



## SHOCKWAVE S5 SENTINEL

TRAVEL 4" IN


- ✓ Affordable suspension for recreational boaters
- ✓ Simple install and fits virtually any boat
- ✓ Easily mounted on a riser box or pedestal
- ✓ Compatible with most boat seats
- ✓ Adjustable air sprung shock absorber
- ✓ Superior corrosion resistance
- ✓ Marine grade aluminum



## S2

TRAVEL 6" IN

- ✓ For commercial and professional applications
- ✓ Offered in Helm or Jockey Seat style
- ✓ Most often mounted on riser boxes
- ✓ Air sprung FOX shock with linear suspension
- ✓ Designed for moderate to heavy sea conditions



## S3

TRAVEL 8" IN

- ✓ For professional and military applications
- ✓ Offered in Helm or Jockey Seat style
- ✓ Deck mounted seats with optional storage
- ✓ Air sprung FOX shock with linear suspension
- ✓ Ideal for open RHIBs or cabin boats
- ✓ Used for the most demanding sea conditions and high speeds

## ICE

TRAVEL 12" IN

Integrated Control Environment

- ✓ Military, law enforcement and rescue applications
- ✓ Suspends occupants, controls and electronics in a single unit
- ✓ Military-grade shock protection from all directions
- ✓ Driver and crew experience less fatigue and wave impact injury
- ✓ Patented Shockwave designed product

## V/MMS LITE & PRO

- ✓ Real-time monitoring provides situational awareness of crew and vessel
- ✓ Crew and hull integrated monitoring
- ✓ Daylight readable display, fully dimmable for night operations
- ✓ Impact data recorded for review and analysis.
- ✓ Encrypted data downloading via USB and viewing on secure software platform

Call the sales team at Shockwave Seats for more info: +1.778.426.8545



**Recreational Product Line**

Sentinel Suspension Base  
& Commander Seats




Sentinel Suspension Module



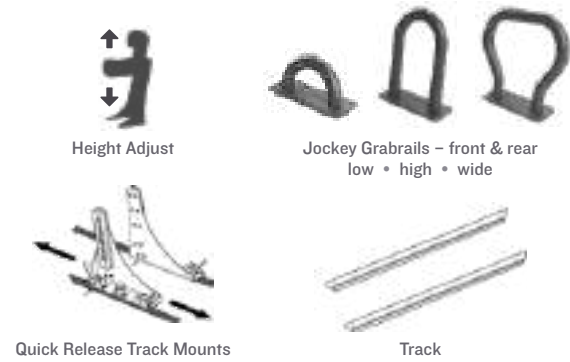
Commander Seats

**Our Most Popular  
Recreational & Professional Accessories**

**Popular Recreational Accessories**



**Popular Jockey Accessories**



**Popular Helm & Drop-Down Seat Accessories**



**Helm & Crew Seats  
Drop-Down Helm Seats**



S2 Helm Seats



S2 Flip Bolster Seats



S3 Helm Seats with Storage



S3 Flip Bolster Seats with Storage

**Jockey Seats**



S3 Lightweight Single Jockey Seats



S2 & S3 Drop-Down Bulkhead Mounted Seats



S3 Drop-Down Bolster Seats



S3 Lightweight Dual Jockey Seats



S2 Jockey Seats



S5 Jockey Seats

**ICE**

Integrated Control Environment



ICE3  
Two-Person | Four-Person with 2nd row dash  
Five-Person | Six-Person



ICE4 - Six-Person



ICE5 - Two-Person



Specialty ICE Console

**Specialty Products**

Specialty Seats | VIMMS Pro & Lite



S2 High Mount Seat



S4 Helm Seat Control Pod



S3 Jockey Seat Control Pod



S3 Lightweight High-Back Jockey Seat



G-Force S3 Drop-Down Seat



Bulkhead Mount Folding Troop Seat



Wall Mount Folding Seat



S3 Lightweight Quick Connect  
Jockey Swivel Boarding Seat



VIMMS Lite  
Vessel Impact Motion Monitoring System



VIMMS Pro  
Vessel Impact Motion Monitoring System





## Professional Product Line

Helm & Crew Seats | Drop-Down Seats | Jockey Seats | ICE Consoles | Specialty Seats | VIMMS

# S2

### S2 Suspension

- ✓ 6in / 150mm suspension travel
- ✓ Commercial and professional applications
- ✓ Moderate to heavy sea conditions and high speeds

# S3

### S3 Suspension

- ✓ 8in / 200mm suspension travel
- ✓ Professional and military applications
- ✓ The most demanding sea conditions and high speeds

All of our S2 & S3 seats can also be used for recreational applications. Contact our sales team for more information:

☎ 1.778.426.8545 ✉ [sales@shockwavesseats.com](mailto:sales@shockwavesseats.com)



Professional Product Line

## Helm & Crew Seats

PROFESSIONAL PRODUCT LINE

SHOCKWAVE





TRAVEL  
6 IN 

### S2 Helm Seat

Mid-Back: SW-S2-I200 | High-Back: SW-S2-I300

Our best-selling S2 helm and crew seat offers unparalleled ergonomics for comfort and performance. This helm seat can be mounted on a seat riser, storage box or even bulkhead mounted. Commonly used on cabin boats for moderate to heavy sea conditions.

Our S2 helm seat is available in a mid-back or a high-back version for extra head and neck support.

Mid-back seat shown with deck mount, high-back seat shown with deck slide. This seat is available with extra-wide armrests and custom upholstery.

Available with height adjust:  
SW-S2-I200-HA | SW-S2-I300-HA



TRAVEL  
6 IN 

### S2 Flip Bolster

Mid-Back: SW-S2-I201 | High-Back: SW-S2-I301

This seat offers a flip bolster, enabling occupants to sit or stand while providing superior ergonomics and performance. With its low seat mounting height, the S2 helm seat fits on top of a seat riser or storage box mount in place of traditional truck seats.

The S2 flip bolster it is a popular choice for cabin and T-top applications. For the helm and nav operators, the optional fore/aft slide and height adjust ensure compliance and comfort for a full range of occupants.

Mid-back seat and high-back seat shown with deck slide. This seat is available with extra-wide armrests and custom upholstery.

Available with height adjust:  
SW-S2-I201-HA | SW-S2-I301-HA



## S2 Helm & Crew Seat – Vessel and Product Application



Government agencies, law enforcement and military vessels, SAR applications



Suited for cabin boats with seat riser or storage box mount



Moderate to heavy sea conditions and high speeds

## S2 Helm & Crew Seat – Vessel and Product Application



Government agency, law enforcement and military vessels, SAR applications



Suited for cabin boats with seat riser or storage box mount



Moderate to heavy sea conditions and high speeds



TRAVEL  
8 IN 

### S3 Helm Seat with Storage

Mid-Back: SW-S3-I204 | High-Back: SW-S3-I304

Our comfortable S3 helm and crew seat paired with our performance-leading S3 suspension; This seat is available with a deck or bulkhead mount and commonly used in cabin boats for the most demanding sea conditions. The storage box below can be utilized for stowing and protecting personal effects.

Mid-back and high-back seat shown with hatch, deck mount, footrest and hand grips. This seat is available with extra-wide armrests and custom upholstery.

Available with height adjust:  
SW-S3-I204-HA | SW-S3-I304-HA



TRAVEL  
8 IN 

### S3 Flip Bolster with Storage

Mid-Back: SW-S3-I2014 | High-Back: SW-S3-I3014


This helm seat is a versatile flip-up bolster for seated or standing occupants, paired with our performance-leading S3 suspension. It is commonly used in cabin boats for the most demanding of conditions. The storage box below can be utilized for stowing and protecting personal effects.


Mid-back and high-back seat shown with hatch, deck mount and footrest. High-back seat shown with hand grips. This seat is available with extra-wide armrests and custom upholstery.


Available with height adjust:  
SW-S3-I2014-HA | SW-S3-I3014-HA




### S3 Helm & Crew Seat – Vessel and Product Application


 Military missions, law enforcement, pilot & patrol boats


 Suited for center console and T-top applications

 The most demanding sea conditions and high speeds

### S3 Helm & Crew Seat – Vessel and Product Application

 Military missions, law enforcement, pilot & patrol boats

 Suited for center console and T-top applications

 The most demanding sea conditions and high speeds





## S2 & S3 Drop-Down Bulkhead Mounted Seat

With S2 Suspension:  
Mid-Back: SW-S2-I202-BM | High-Back: SW-S2-I302-BM

With S3 Suspension:  
Mid-Back: SW-S3-I202-BM | High-Back: SW-S3-I302-BM

This drop-down bulkhead mounted helm seat allows the user to sit or stand while offering superior comfort in both positions. It is commonly used in cabin boats and T-top applications. The bulkhead mount provides a clean installation free of trip hazards.

Equipped with a 6-inch (S2 seat) or a 8-inch (S3 seat) travel FOX Float H2O custom-tuned and fully adjustable shock absorber. Developed in tandem with FOX Defense and designed for outdoor marine applications.

This seat is available as a mid-back and high-back seat. It is available with extra-wide armrests and custom upholstery, and with a foldable footrest.



## S3 Drop-Down Bolster Seat

Mid-Back: SW-S3-TI202 | High-Back: SW-S3-TI302

The drop-down bolster is our most popular and versatile helm seat. With a simple pull handle the drop-down bolster converts from a seated to standing bolster. When equipped with the integrated folding footrest (optional), the footrest stows & deploys automatically with the base cushion. The optional bulkhead mount provides a clean installation free of trip hazards.

Applications include center console RHIBs for the most demanding users and applications. Shockwave's drop-down bolster is also the workhorse of the USCG fleet with over 1500 units in service on the Response Boat Small II.

Equipped with an 8-inch travel FOX FLOAT H2O custom-tuned and fully adjustable shock absorber. Developed in tandem with FOX Defense and designed for outdoor marine applications.

Mid-back and high-back seat shown with deck slide and footrest. This seat is available with extra-wide armrests and custom upholstery.



### S2 & S3 Drop-Down Bulkhead Mounted Seat – Vessel and Product Application

Government agencies, law enforcement and military vessels, SAR applications

High-end recreational and commercial use

Moderate to heavy sea conditions and high speeds

### S3 Drop-Down Bolster Seat – Vessel and Product Application

Military missions, special forces, law enforcement & border patrol

Suited for center console and T-top applications

The most demanding sea conditions and high speeds





Professional Product Line

## Jockey Seats



**S3**

TRAVEL  
8 IN 

### S3 Lightweight Single Jockey

SW-S3L-2410

Shockwave's S3 lightweight Jockey seats are built for the most demanding applications. These next generation Jockey seats feature improved performance while reducing weight by 20%. Shockwave was the #1 seat as tested independently by the UK-MOD, lasting over 60% longer to Whole Body Vibration Limit than the next best seat.

The quick release track system and quick connect height adjust maximize versatility and offer mission-specific configurations. Suitable for high-speed RHIBs, boarding operations and tactical craft.

Equipped with an 8-inch travel FOX Float H2O custom-tuned and fully adjustable shock absorber. Developed in tandem with Fox Defense and designed for outdoor marine applications.

Seat shown with front and rear grab rails and deck mount.

All jockey seats are also available with wide backrest, shown on page 22. This seat is available with height adjust: SW-S3L-2410-HA



JOCKEY SEATS

SHOCKWAVE

SHOCKS BY  


### S3 Jockey Seat – Vessel and Product Application



Military missions, special forces,  
SAR applications, law enforcement & border patrol



Suited for open boats and  
T-top applications



The most demanding sea  
conditions and high speeds



TRAVEL  
8 IN 

### S3 Lightweight Dual Jockey

Dual Jockey with Non-Folding Front Seat and Folding Back Seat:  
SW-S3LD-2410 with SW-00-2413-FM

Dual Folding Jockey Seat:  
SW-S3LD-2413 with SW-00-2413-FM

A lightweight and efficient use of space that is ideal for open RHIBs. The non-folding front seat is a great helm/nav. seat and can be paired with height adjust and grab rails.

The SW-S3LD-2413 with SW-00-2413-FM dual folding seats are designed for boarding teams and multi-role boats. Both the forward and aft seats fold down to clear the deck and maximize your workspace. A robust integrated latch ensures the seat stays in the stowed position. For a truly multi-role boat, Shockwave's optional quick release track mounts allow seats to be reconfigured or removed.

Equipped with an 8-inch travel FOX Float H2O custom-tuned and fully adjustable shock absorber. Developed in tandem with Fox Defense and designed for outdoor marine applications.

Seats shown with front and rear grab rails and deck mounts.

All jockey seats are also available with wide backrest, shown on page 22. These seats are available with height adjust:  
SW-S3L-2413-HA



TRAVEL  
8 IN 

### S3 Lightweight Rear Jockey

SW-00-2413-FM

The fold-down Jockey seat (down rather than up) reduces catch points, is more compact and leaves the handrail accessible whether the seat is deployed or stowed. An easy to operate robust latch ensures the seat stays in the stowed position.

Available with footrest, quick release track mounts, quick connect height adjust, armrests, and the ability to mount on the back of any of the seats in the S3 product line.


Equipped with an 8-inch travel FOX Float H2O custom-tuned and fully adjustable shock absorber. Developed in tandem with Fox Defense and designed for outdoor marine applications.


Seat shown with seatbelt.


All jockey seats are also available with wide backrest, shown on page 22.




### S3 Jockey Seat – Vessel and Product Application


 Military missions, special forces, SAR applications, law enforcement & border patrol


 Suited for open boats and T-top applications

 The most demanding sea conditions and high speeds

### S3 Jockey Seat – Vessel and Product Application

 Military missions, special forces, SAR applications, law enforcement & border patrol

 Suited for open boats and T-top applications

 The most demanding sea conditions and high speeds





TRAVEL  
8 IN 

### S3 Lightweight Single Folding Jockey

SW-S3L-2413

Designed for boarding teams and multi-role boats, this versatile Jockey seat folds down to clear the deck and maximize your workspace. A robust integrated latch ensures the seat stays in the stowed position. For a truly multi-role boat, Shockwave's optional quick release track mounts allow seats to be reconfigured or removed.

Equipped with an 8-inch travel FOX Float H2O custom-tuned and fully adjustable shock absorber. Developed in tandem with Fox Defense and designed for outdoor marine applications.

Seat shown with grab rail and deck mount.

All jockey seats are also available with wide backrest, shown on page 22. This seat is available with height adjust: SW-S3L-2413-HA

See dual mounting option on page 18.



### S3 Jockey Seat – Vessel and Product Application



Military missions, special forces, SAR applications, law enforcement & border patrol



Suited for open boats and T-top applications



The most demanding sea conditions and high speeds



TRAVEL  
8 IN 

### S3 Lightweight Jockey with Storage

Dual Jockey Seat with Storage and Folding Back Seat: SW-S3LD-2414 with SW-00-2413-FM

Single Jockey Seat with Storage: SW-S3L-2414

This seat is ideal for open boat layouts. The storage compartment is accessed by lifting the folding Jockey cushion.

Optional spring-loaded Folding Footrests allow occupants to isolate their feet from heavy impacts on the deck.

Equipped with an 8-inch travel FOX Float H2O custom-tuned and fully adjustable shock absorber. Developed in tandem with Fox Defense and designed for outdoor marine applications.

Seats shown with grab rails, footrest and deck mounts.

All jockey seats are also available with wide backrest, shown on page 22. This seat is available with height adjust: SW-S3L-2414-HA



SW-S3LD-2414 with SW-00-2413-FM

SW-S3L-2414



### S3 Jockey Seat – Vessel and Product Application



Military missions, special forces, SAR applications, law enforcement & border patrol



Suited for open boats and T-top applications



The most demanding sea conditions and high speeds



SHOCKS BY  
**FOX**

**S2**

TRAVEL  
**6 IN** 

**S2 Low-Profile Jockey Seat**

SW-S2-2400-LP

This low mount, compact and lightweight Jockey seat is designed for installation on top of seat riser storage boxes. It is available with fore-aft slide and height adjust to accommodate a broad range of occupants.

Choice of the Canadian Coast Guard's fleet of 7m SAR RHIBs and UK MOD Offshore Raiding Craft.

Equipped with a 6-inch travel FOX FLOAT H2O custom-tuned and fully adjustable shock absorber. Developed in tandem with FOX Defense and designed for outdoor marine applications.

Seat shown with deck mount, riser box and deck slide.

**S5**

TRAVEL  
**4 IN** 

**S5 Jockey Seat**

SW-S5-2400




The S5 Jockey seat is one of our most compact solutions and is ideal for refits and RHIBs. It offers solid performance in an affordable, lightweight and compact package. The S5 Jockey is outfitted with an integrated suspension and seat frame to minimize weight. Equipped with a 4-inch (100 mm) FOX Float H2O air sprung shock, it features on-the-fly adjustments for firmness and rebound rate.

Seat shown with optional grab rail.






SHOCKS BY  
**FOX**

**S2 Jockey Seat – Vessel and Product Application**

-  Government agency, law enforcement and military vessels, SAR applications
-  Suited for cabin boats, T-top applications and open RHIBs
-  Moderate to heavy sea conditions and high speeds

**S5 Jockey Seat – Vessel and Product Application**

-  Best suited for commercial, SAR and government agency vessels and recreational RHIBs
-  Light and very compact, suitable for retro fits and new builds
-  Light to moderate ocean conditions, moderate speeds





SHOCKWAVE ICE3 Six-Person on Titan Raptor RHIB

Professional Product Line

## ICE Consoles – Integrated Control Environment



Shockwave ICE (Integrated Control Environment) Consoles are the world's only triple-axis, fully suspended marine shock mitigation seating system. These patented suspension consoles allow crews to easily operate controls and electronics while underway at speed. In addition, the ICE provides protection for occupants and sensitive electronics from high speed wave impacts. Our ICE Consoles are a culmination of 20 years of research, development and testing of Shockwave technology.



ICE3 Six-person | SW-ICE3006R



# ICE<sup>3</sup>

TRAVEL  
12" IN

### Shockwave ICE3 Integrated Control Environment

The Shockwave ICE3 is a unique suspension console ideal for high speeds and critical missions. Patented, triple-axis suspension protecting occupants from all directions, 12-inch FOX Megafloat H20 racing shock absorbers and AUTOTUNE functionality for making adjustments while travelling at high speeds.

The ICE3 is a versatile marine suspension console that incorporates military-grade design and components. The ICE3 comes with a roof to protect occupants from weather, but can also be delivered without a roof.

### ICE3 Features

- ✓ Triple-Axis Suspension Dampens Wave Impact
- ✓ 12" FOX Megafloat Suspension – AUTOTUNE Automatic Shock Adjustment
- ✓ Superior Shock & Vibration Protection for Crew and Equipment
- ✓ Integrated Welded Aluminum Construction
- ✓ Optional Front Mount Gunner or Spotter Seat on Quick Connect Mount
- ✓ Occupant Moves with Controls for Ease and Accuracy of Operation
- ✓ Race Proven 4 Link Suspension with Large Anti Roll Bar
- ✓ Excellent Ergonomics and Crew Communication
- ✓ Improved Economy of Weight, Space and Equipment Integration



# ICE<sup>3</sup>



ICE3 Five-person | SW-ICE3005R

TRAVEL  
12 IN 



ICE3 Two-person  
SW-ICE3002R



ICE3 Four-person with 2nd Row Dash  
SW-ICE3004R



Shockwave ICE3 Five-Person Gen2 on Ocean Craft Marine 9.5m LE (NOAA - Patrol RHIB).  
Photo credit Matt Gutierrez

## ICE Patents

The Shockwave ICE has multiple international patents on our suspended cockpits, triple-axis suspension and linkage, as well as our sliding and pivoting attachments. Decades of design, testing, and engineering have brought Shockwave to the forefront of marine suspension and we have been integrated into several elite and restricted military vessels.

- CA No. 2,831,150
- EU No. I2763187.7
- US No. 9,016,226
- AU No. 2016228135
- CA No. 2,975,911
- EU No. I6758394.7
- US No. 9,422,039



# ICE

TRAVEL  
12 IN 

## Shockwave Specialty ICE Console

Shockwave 'Specialty' Integrated Control Environments (ICE) – suspended cockpits are tailored to mission and vessel specific requirements.

The ICE shown on this page was designed to fit an enclosed cabin with the helm & navigator forward and remote weapons or workstations in 2nd row. Folding worktables at the 2nd row console make for an effective working area regardless of the sea conditions.

The ICE's triple-axis shock mitigation protects the occupants and sensitive electronics, housed in the forward compartment.

Contact Shockwave with your specialty requirements.



# ICE<sup>5</sup>

TRAVEL  
12 IN 

## Shockwave ICE5 Integrated Control Environment

Shockwave's new ICE5 Console is designed to provide the ultimate in shock mitigation to elite military organizations around the globe. The ICE5 is a patented product, specifically designed for tactical multi-mission operations.

It offers a triple-axis suspended cockpit that enables the crew to operate and monitor vessel systems throughout the vessel's full range of operating parameters. In addition to providing comfort and protection to the crew, the ICE5 also protects sensitive electronics from wave impact when operating at high speeds in heavy seas.



ICE5 Two-person | SW-ICE5002

SHOCKS BY  


### ICE5 Features

- ✓ Triple-Axis Suspension Dampens Wave Impact
- ✓ 12" FOX Megafloat Suspension – AUTOTUNE Automatic Shock Adjustment
- ✓ Superior Shock & Vibration Protection for Crew and Equipment
- ✓ Integrated Welded Aluminum Construction
- ✓ Optional Front Mount Gunner or Spotter Seat on Quick Connect Mount
- ✓ Occupant Moves with Controls for Ease and Accuracy of Operation
- ✓ Race-Proven 4 Link Suspension with Large Anti Roll Bar
- ✓ Excellent Ergonomics and Crew Communication
- ✓ Improved Economy of Weight, Space and Equipment Integration



Shockwave SW-S2-I200-HA for the Flight Crew Seats and Specialty S2 Folding Seats on US Navy LCAC

Professional Product Line

## Specialty Seats & Products

Over the last 20 years Shockwave has built an extensive library of custom and semi-custom seats. From minor modifications to our standard seats to complete bespoke seating solutions, Shockwave specializes in design and manufacturing of vessel and mission specific seats. These solutions may include folding backrests, side mounted seats, worktables or armrest mounted controls. If you don't see what you are looking for, please contact Shockwave with your custom requirements.

**S2**

TRAVEL  
6 IN 

### S2 High Mount

Mid-Back: SW-S2-I200-HM-FF  
High-Back: SW-S2-I300-HM-FF

The S2 High Mount seat is a direct replacement for traditional pedestal mount seats. With the suspension tucked in under the seat it fits within the same space envelope but with the superior proven performance of the linear guide suspension module.

Available with a standard deck mount or with mounting plate to fit industry standard pedestal bases for quick installation.

These seats include height adjust, a folding footrest and a seat slide. Seat shown with optional deck mount.



SHOCKS BY  
**FOX**



**S3**TRAVEL  
**8 IN** **S3 Jockey Seat Control Pod**

SW-S3-6404

The Jockey Control Pod offers an 8-inch travel FOX Float H2O shock absorber with ACCURIDE. Our patented load stabilization second shock system eliminates racking and allows our pods to perform perfectly with high instrument or control payload.

**S4**TRAVEL  
**12 IN** **S4 Helm Seat Control Pod**

SW-S4-6404

Tested and proven with our most demanding clients, the durable S4 Helm Control Pod offers a 12-inch travel FOX Float H2O shock absorber with ACCURIDE. Our patented load stabilization second shock system eliminates racking and allows our pods to perform flawlessly with a high instrument or control payload.



TRAVEL  
8 IN 

### S3 Lightweight High-Back Jockey Seat

SWP-II77A

Designed for the helm/nav. seat on center console RHIBs, this hybrid seat combines the benefits of the lightweight compact Jockey seat with additional support of a high-back and armrests.

Optional equipment including height adjust, fore/aft slide, footrests, quick release track mounts and armrest mounted controls allow users to tailor the seat to best suit their application.

Equipped with an 8-inch travel FOX Float H2O custom-tuned and fully adjustable shock absorber. Developed in tandem with Fox Defense and designed for outdoor marine applications.

Seats shown with armrests, hand grips, armrest control mount, deck mount, and under-seat storage.

Available with height adjust:  
SWP-II77A-HA



TRAVEL  
8 IN 

### G-Force S3 Drop-Down Seat

With nearly 2000 units in active service on the USCG-RBS-II and hundreds of other applications, the drop-down G-Force is a proven winner for performance and durability. This seat comes with a strong marine grade aluminum backing. The inexpensive field replaceable upholstery covers reduce the cost of ownership and will keep the seat looking great throughout its service life. The bolt-on kidney bolsters accommodate law enforcement officers with belt mounted equipment and PPE. The NASCAR-proven Visco-Elastic energy absorbing foam reduces point loading, thus providing long range comfort.

Tailor your seat to best fit your vessel and application with our extensive options: The Shockwave G-Force seat is available as a drop-down, flip-up and fixed seat bottom model. Contact Shockwave for more information.

Seat shown with hand grips and deck mount.



**S2**TRAVEL  
**6 IN** 

### Bulkhead Mount Folding Troop Seat

Maximize your carrying capacity with versatile Folding Troop Seats. These seats are bulkhead mounted, compact, and auto-folding. They are available with or without suspension. The optional S2 Suspension provides 6 inches of travel, offering advanced shock mitigation for big payloads and heavy sea conditions.



With S2 Suspension  
SW-S2-5603

SHOCKS BY  
**FOX**

Without S2 Suspension  
SW-00-5603

**S3**TRAVEL  
**8 IN** 

### Wall Mount Folding Seat


Versatile Wall Mount Folding Seats fold away when not in use. They provide full body suspension when deployed. Equipped with an 8-inch travel FOX Float H2O custom-tuned and fully adjustable shock absorber. This seat is available in port and starboard configurations.

SHOCKS BY  
**FOX****S3**TRAVEL  
**8 IN** 

### S3 Lightweight Quick Connect Jockey Swivel Boarding Seat

The boarding pole holder seat packs a ton of features into a lightweight and compact package. This quick release/track mounted seat is equipped with a 360 degree swivel that features a handsfree swivel release/lock for quick and easy adjustment. Innovative quick connect seat pan for height adjust and ability to move the seat to secondary positions on board. This seat can also be mounted to the front of the ICE5 Console for boarding over the bow.



Foot activated  
swivel 

SHOCKS BY  
**FOX**

Over the last 20 years, Shockwave has worked with many of the leading marine organizations and top boat builders around the globe. Often, we are faced with a challenging installation where we need the seat to fit the boat and mission, not the other way around. Through these experiences we have developed a broad library of custom or semi-custom seats and accessories that we can draw upon.

Please contact Shockwave and we will work with you on a customized solution to meet your requirements.

# VIMMS Lite

## Vessel Impact & Motion Monitoring System

### Lite Version

VIMMS Vessel Impact and Motion Monitoring System is designed as a direct response to the maritime industry's requirement to monitor crew and vessel levels of shock and vibration during operations.

A complete vessel and crew health monitoring solution designed to aid operators and program managers in monitoring, managing and extending the health and well-being of both personnel and maritime assets. VIMMS is configured to measure and record acceleration exposures to critical components and crew.



**Remote Equipment Sensor(s)**

- Hull, Electronics, Propulsion
- Measures impact




**VMU**

Vessel Monitoring Unit



**Remote Seat Sensor(s)**

- Measures impact
- Integrated with shock mitigated seat



**Standalone Display or Integration with Multi-Function Display**



**RFID Reader(s)**

- Records occupant info
- One per seat



**Remote Equipment Sensor(s)**

- Hull, Electronics, Propulsion
- Measures impact



**Remote Seat Sensor(s)**

- Measures impact and travel
- Integrated alert button
- One per seat



**Secure Server**

- Secure Server Storage (optional)

## VIMMS Lite Features

- ✓ Crew and hull integrated monitoring
- ✓ Impact data recorded for review and analysis with up to 2 years of memory
- ✓ Real-time monitoring provides situational awareness of crew and vessel
- ✓ Customizable limit indicators
- ✓ External sensors for seats and hull mounting
- ✓ Compact flush mounted dashboard unit with integral GPS
- ✓ Triple-axis, +/- 24g acceleration sensors
- ✓ Data download via USB for viewing on secure software platform
- ✓ System continues to record when the display is turned off

## VIMMS Pro Features

- ✓ Crew and hull integrated monitoring
- ✓ Customizable limit indicators
- ✓ Impact data recorded for review and analysis
- ✓ Up to 6 months of memory, can be upgraded to 2 years
- ✓ Universal retrofit kits for popular shock mitigating seating suppliers/models
- ✓ Secure online portal and servers for operational/program platform
- ✓ GSM (cellular) real-time data transmission with NIST-compliant data security
- ✓ Real-time monitoring provides situational awareness of crew and vessel
- ✓ Crew tracking – identifies in real-time which user is in which seat
- ✓ Autonomous seat sensing and tracking automatically logs individual time and exposure in seat)

# VIMMS Pro

## Vessel Impact & Motion Monitoring System

### Professional Version

- ✓ Individual crew metrics
- ✓ Live display of vessel impact levels
- ✓ Crew health warning based on individual impact dosage
- ✓ Automatic crew seat tracking
- ✓ Historic data charts



# S2 S3

## Helm & Crew Seats Options & Accessories



S2 Helm Seat



S2 Flip Bolster



S3 Helm Seat with Storage



S3 Flip Bolster with Storage

Suspension & Tuning		Accessories	
Shock Pump 	PROTUNE – Shock Adjustment 	Cupholder 	Map Pocket 
Seat Adjustments & Mounting		Comfort & Safety	
Height Adjust 	S2 10° Bulkhead Mount 	Footrest T Style & Folding 	Folding Armrests 
S2 Fore/Aft Slide 	Seat Slide 	Footrest – Bulkhead Mount Adjustable 	Armrest Mount Control 
S2 Deck Mount 	S3 Deck Mount 	Grab Rail High - Rear 	Armrest Handgrips 
S2 0° Bulkhead Mount 	S3 Quick Release Track Mount 	Wide Grab Rail - Rear 	Law Enforcement Extra Wide Armrests 
		4 and 5-Point Harness 	Seatbelt 

# S2 S3

## Drop-Down Seats Options & Accessories



S2 Drop-Down Bulkhead Mount



S3 Drop-Down Seat

Suspension & Tuning		Accessories	
Shock Pump 	PROTUNE – Shock Adjustment 	Cupholder 	Map Pocket 
Seat Adjustments & Mounting		Comfort & Safety	
Height Adjust 	S3 Deck Slider 	Footrest - Integrated & Folding 	Folding Armrests 
0° Bulkhead Mount 	S3 Deck Mount 	Footrest – Bulkhead Mount Adjustable 	Armrest Mount Control 
10° Bulkhead Mount 	S3 Deck Mount - Quick Release 	Footrest - Rear Module 	Armrest Handgrips 
		Grab Rail High - Rear 	Law Enforcement Extra Wide Armrests 
		4 and 5-Point Harness 	Seatbelt 

# S2 S3

## Jockey Seats Options & Accessories



● S5 Jockey



● S2 Jockey



● S3 Lightweight Single Jockey



● S3 Lightweight Dual Jockey



● S3 Lightweight Jockey with Storage

Seat Adjustments & Mounting		Comfort & Safety	
Fore/Aft Slide 	S3 Lightweight Quick Release Track Mount 	Folding Footrest 	Rear Grab Rail - High 
Deck Mount 	Track 	Armrest Control Mount 	Rear Grab Rail - Wide 
S2 0° Bulkhead Mount 	Height Adjust 	Front Grab Rail - Narrow 	Seatbelt 
S2 10° Bulkhead Mount 	Quick Connect Height Adjust 	Front Grab Rail - Wide 	
	Jockey Seat Slide 		

### Accessories

Cupholder 
---------------

### Quick Connect Height Adjust

Shockwave's quick connect height adjust is a 3-position height adjust. It is our lightest and most compact method for adjusting height on a jockey seat and some of our bolster seat options. A spring-loaded locator pin securely locks the seat in position.



### Shockwave Product Parts

Shockwave has the service and support to keep your seats in excellent condition throughout their service life. Shockwave can refurbish seats at our facility or can send a Shockwave Technician to you. Training programs are available to provide general repair and maintenance instruction.

Professional parts (S2 & S3 helm, jockey & drop-down seats, specialty products & ICE) are sold directly through Shockwave's parts & service department.

Recreational product parts can be ordered through our parts & service department or in our online shop.

Contact our parts & service department:

✉ 1.778.426.8544

☎ support@shockwaveSeats.com



Shockwave S3 Lightweight Jockey Seats on Titan RHIB

### Support and Service

Everyone at Shockwave Marine Suspension Seating is passionate about what we do, whether it's getting out on the ocean, manufacturing products, or providing exceptional customer service. We can help you troubleshoot through email or phone. Real humans helping real people.

Contact our support & service department:

✉ 1.778.426.8544

☎ support@shockwaveSeats.com



S3 Drop-Down Helm Seats with height adjust on Scorpion RHIB



# Professional Product Matrix

	Helm & Crew Seats					Drop-Down		Jockey									
	SW-S2-1200 & SW-S2-1300	SW-S2-1201 & SW-S2-1301	SW-S2-1200-HM-FF & SW-S2-1300-HM-FF	SW-S3-1204 & SW-S3-1304	SW-S3-12014 & SW-S3-13014	SW-S2-1202-BM & SW-S2-1302-BM	SW-S3-TI202 & SW-S3-TI302	SW-S2-2400	SW-S5-2400	SW-S3L-2410	SW-S3L-2413	SW-00-2413-FM	SW-S3L-2414	SW-S3LD-2414 with SW-00-2413-FM	SW-S3LD-2410 with SW-00-2413-FM	SW-S3LD-2413 with SW-00-2413-FM	SWP-I177A
<b>SUSPENSION &amp; TUNING</b>																	
Shock Pump	✓	✓	✓	✓	✓	✓	✓	✓	✓	✓	✓	✓	✓	✓	✓	✓	✓
Protune (Module Mount)	✓	✓				✓	✓	✓									
Armrest Protune (Port or Stbd)	✓	✓	✓	✓	✓	✓	✓										
<b>COMFORT &amp; SAFETY</b>																	
Footrest - Folding						✓	✓								✓		
Footrest - T Style Folding				✓	✓												
Footrest - Bulkhead Mount	✓	✓		✓	✓	✓	✓										
Footrest - Rear Module Non-Suspension				✓	✓		✓										
Footrest - Jockey Pod												✓					
Armrest Assembly	✓	✓	✓	✓	✓	✓	✓	✓									
Armrest Control Mount (Port or Stbd)	✓	✓	✓	✓	✓	✓	✓	✓									
Armrest Control Mount (Port or Stbd) - Large	✓	✓	✓	✓	✓	✓	✓	✓									
G-Force Cast Armrest Handgrip Port / Stbd	✓	✓	✓	✓	✓	✓	✓	✓									
Grab Rail Low	✓	✓	✓	✓	✓	✓	✓	✓	✓								
Grab Rail High	✓	✓		✓	✓	✓	✓	✓									
Grab Rail Wide	✓	✓				✓	✓	✓									
Jockey Front Grab Rail - Narrow								✓			✓						
Jockey Front Grab Rail - Wide								✓	✓	✓		✓					
Lapbelt	✓	✓		✓		✓	✓	✓	✓	✓							
4-Point Seatbelt Harness	✓	✓		✓	✓	✓	✓	✓									
Dual Mount Rear Seats											✓		✓	✓	✓	✓	
Folding Jockey Seat										✓	✓		✓	✓	✓	✓	
Fixed Jockey Seat								✓	✓	✓		✓	✓	✓	✓	✓	✓
Lightweight Folding Jockey Front Mounted										✓	✓		✓	✓	✓	✓	
Lightweight Folding Jockey Quick Connect Front Mounted										✓	✓		✓	✓	✓	✓	
<b>ACCESSORIES</b>																	
Cup Holder	✓	✓	✓	✓	✓	✓	✓	✓									
Map Pocket	✓	✓	✓	✓	✓	✓	✓										

	Helm & Crew Seats					Drop-Down		Jockey									
	SW-S2-1200 & SW-S2-1300	SW-S2-1201 & SW-S2-1301	SW-S2-1200-HM-FF & SW-S2-1300-HM-FF	SW-S3-1204 & SW-S3-1304	SW-S3-12014 & SW-S3-13014	SW-S2-1202-BM & SW-S2-1302-BM	SW-S3-TI202 & SW-S3-TI302	SW-S2-2400	SW-S5-2400	SW-S3L-2410	SW-S3L-2413	SW-00-2413-FM	SW-S3L-2414	SW-S3LD-2414 with SW-00-2413-FM	SW-S3LD-2410 with SW-00-2413-FM	SW-S3LD-2413 with SW-00-2413-FM	SWP-I177A
<b>SEAT ADJUSTMENT &amp; MOUNTING</b>																	
Height Adjust	✓	✓		✓	✓	✓	✓	✓									
Seat Slider						✓	✓										
Deck Mount	✓	✓		✓	✓			✓		✓			✓	✓	✓	✓	✓
Deck Mount - Tall - Offset						✓	✓										
Deck Mount - 10°						✓	✓										✓
Deck Mount - 10° - Tall						✓	✓										
Deck Mount - 200mm																	
Deck Mount - Reversed	✓	✓								✓							
Deck Mount - Reversed - Short										✓							
Deck Mount - Inverted										✓							
Deck Mount Dual - 10°														✓	✓	✓	
Deck Mount Dual - 200mm																	
Deck Mount Dual - Tall							✓										
Deck Slide		✓				✓	✓										
Deck Slide - Tall							✓										
Deck Slide Dual							✓										
Quick Release - 200mm or 320mm Spacing													✓		✓	✓	✓
Quick Release - Tall - Offset																	
Quick Release - 10° - Tall													✓	✓	✓	✓	✓
Dual - Quick Release - 200mm or 320mm or 340mm Spacing														✓	✓	✓	✓
Dual - Quick Release - Tall - 320mm																	
Bulkhead Mount - 0°	✓	✓		✓	✓	✓	✓										
Bulkhead Mount - 5° or 10°	✓	✓				✓	✓										
Bulkhead Mount - 10° - With Top Bracket	✓	✓				✓	✓										
Deck Swivel - Jockey																	✓

## Recreational Product Line

Sentinel Suspension Base | Commander Seats | S5 Jockey Seat | Recreational Accessories



## SHOCKWAVE S5 SENTINEL

The Shockwave Sentinel suspension base comes with a 4-inch (100mm) travel FOX Float H2O air-sprung shock. It is easily installed in virtually any boat and can be paired with almost any seat. The Shockwave Sentinel can be mounted on a riser box or a short, stocky pedestal with minimal effort.



TRAVEL  
4 IN 

Typical Applications: Fishing Boats, Coastal Cruisers, Jet Boats, Wake Boats, Crew Boats, Government Vessels and Yacht Tenders



# SHOCKWAVE <sup>S5</sup> SENTINEL


## Features

- ✓ Surge protection: suspension travel is 4" (100mm) vertical and 1.5" (38mm) forward mitigating deceleration from wave impact
- ✓ Fully adjustable Shockwave FOX FLOAT H20 shock absorber for all payloads and sea conditions
- ✓ Corrosion resistant: A360 marine grade aluminum, anodized finish, powder coating, nylon isolators between all non-similar metals.
- ✓ 316 stainless steel hardware
- ✓ High life cycle IGUS bushings
- ✓ Superior lateral stability with new 4-link design
- ✓ Stable 8 pivot design for higher loads and a smoother ride

## Benefits

- ✓ Easy to install
- ✓ Can be paired with almost any seat with a common bolt pattern
- ✓ Adjustable compression and rebound rate
- ✓ Minimal parts count and simple construction
- ✓ Designed and manufactured in Canada

The maximum occupant weight for the Sentinel suspension base is 250 to 300lbs (113 to 136 kg) depending on speed and sea conditions.




Black: SW-07823-B, White: SW-07823-W

## Shockwave Recreational Accessories

### Swivel Slide SW-05488

This Swivel Slide system has 5" (127mm) of fore-aft travel and features premium track and cars for smooth operation. The 360-degree swivel has 16 positions and a positive lock that engages every 22.5°.



### Swivel SW-05592

This robust 360-degree swivel is designed to pair with the Sentinel suspension base and the Commander seat. It has 16 positions and a positive lock that engages every 22.5°.



### Slide SW-05489

Our purpose-built slide offers a full 5" (127mm) of fore-aft travel, allowing for comfortable seating options for a wide variety of occupants and users. Our slide pairs perfectly with the Sentinel suspension base and the Commander seat.



## Shockwave Recreational Accessories

Shockwave accessories are designed to fit to Shockwave Commander seats and may not fit to off-brand marine seats. Please review the bolt pattern drawings on the spec sheets to ensure your seat bolt pattern will work with Shockwave accessories or consider an adapter system.



### Shock Pump SW-01983-PKG

The high-pressure shock pump features an integrated pressure gauge and bleed valve for simple adjustment with a maximum inflation pressure of 350 psi. You will need a Shockwave Shock Pump in order to operate your Sentinel suspension base.



### Custom Riser Boxes

6" SW-07251 | 9" SW-07920

Shockwave offers pre-drilled 6" (150mm) and 9" (230mm) riser boxes for customers needing additional height below their Sentinel suspension base. Other custom sizes can be ordered.



### Bulkhead Mount Adjustable Footrest SW-07507

Our height adjustable folding footrest has 6" (152mm) of travel and is foot operated for ease of use. It offers a stable platform 17" (43mm) wide and is designed to be bulkhead mounted on a console.



### Cup Holder with Aluminium Bracket SW-01688

An optional cupholder is available for the Shockwave Commander seat. It can be attached to either side of the armrest with a black aluminum bracket. Available in black, this cupholder will hold your coffee, a can, or a generous sized cup or bottle.



### 5"x12" Seat Adapter Kit SW-08290

The SW-08290 adapter kit allows users with non-Shockwave brand seats that have a 5"x12" (127x305mm) bolt pattern to fit to Shockwave swivels and slides. The adapter kit accommodates both upward and downward bolt patterns.



### Shock Extender Kit SW-08397

The Shockwave Sentinel shock extender kit will allow you to raise your suspension base 1.5" (38mm), which means that you can lift the height of the suspension base from 8.5" to 10" (216mm to 254mm).

## Shockwave Recreational Seats

To request replacement parts for our recreational line of suspension products and seats, please contact us at [support@shockwaveSeats.com](mailto:support@shockwaveSeats.com)



### Commander Seat – High-Back

SW-06328-B • -W • -HD

This seat is perfect for long days on the water when neck and head support is preferred.



### S5 Jockey Seat

SW-S5-2400

The S5 Jockey seat offers solid performance in an affordable, lightweight and compact package. It is well suited for recreational RHIBs or commercial applications. Find more information on page 23.



### Commander Heated Seat

SW-06987

This seat offers both a heated back and base cushion, ensuring the occupant really feels the warmth. The cushions will heat up to a pleasant 98°F (38°C), ensuring a comfortable trip in the winter months and shoulder seasons in northern climates.



White



Black



Heavy Duty

### Commander Seat – Mid-Back

SW-04920-B • -W • -HD

Designed to pair perfectly with the Sentinel suspension base, the Commander is a lightweight, robust boat seat that comes equipped with folding armrests, a storage pocket, machined aluminum seat frames, fiberglass seat backs, closed-cell foam cushions and marine grade vinyl. Custom upholstery colors can be ordered for both the mid-back and the high-back seat.



## Our Products

We design and manufacture all of our marine suspension products in Canada using military-grade components. Our patented Triple-axis Integrated Control Environment (ICE) console provides unmatched protection and safety, revolutionizing what is possible on the water.

No one tests like Shockave. We are based in the Pacific Northwest and constantly test our products in real-world conditions in some of the most severe seas on the planet. We also conduct comprehensive drop testing and safety analysis in order to develop products that exceed the requirements of elite military organizations internationally.

With ACCURIDE and AUTOTUNE technologies, we are able to provide an added layer of functionality, confidence and ease of use. These integrated systems provide immediate confirmation that the FOX MegaFloat H2O shock is set correctly for your body weight, while allowing for simple adjustments or on-the-fly shifts depending on conditions.

Shockwave SW-S3L-2410 Jockey Seats with SW-S3-I2014 at the helm on Titan Supermax Raptor

## Servicing Clients All Over The World

SHOCKWAVE Marine Suspension Seating has been selected and used in more contracts worldwide than any other seat manufacturer.

customers include:

### United States Coast Guard

- Response Boat Small II
- Over the Horizon IV 7m RHIB
- Over the Horizon III 7m RHIB
- TANB 7m Vessel
- Shallow Water 7m Vessel
- Long Range Interceptor
- Boarding Team Delivery 11m RHIB
- FRC 7m RHIB

### United States Customs and Border Protection

- 33' Boarding Vessel

### United States Navy

- 11m Patrol RHIB
- 7m Patrol RHIB
- Surface Warfare Center Stiletto 30m
- Fast Escort Vessel 20m
- Landing Craft Air Cushion (LCAC)
- Ship to Shore Connector(SSC)

### US SOCOM

- Combatant Craft Medium

### Royal Canadian Mounted Police

- 9m Boarding Team Delivery

### Canadian Department of Fisheries and Oceans

- 7m and 9m Patrol

### Canadian Coast Guard

- 7m SAR boats

### Canadian PWC

- LAMS 9m Assault

### Canadian Navy

- Patrol

### French Commandos

- 7m

### French Customs

- 9m Pursuit

### German GSG9

- 9m RHIBs

### Italian Special Forces

- 9m Assault

### UK Ministry of Defense (MOD)

- Swedish Navy

### Irish Coast Guard

- Irish Navy

### Finland Navy

- Polish Navy

### Japan Special Forces

- 11m RHIBs

### Indian Ministry of Defense

### UAE Navy

- 36m Patrol

### Qatar Armed Forces

### Lebanese Patrol

- 10m RHIBs

### Saudi Arabia Special Forces

### Royal Jordanian Special Forces

- 10m Assault

### Australian Volunteer Coast Guard

### Brisbane Police



## Our Manufacturing Facility

We manufacture all of our products on-site in our welding and fabrication shop, our powder coating shop (with a huge 24' oven) and assembly shop. Our engineering department is on site and an integral part of everything we build here. We build thousands of suspension bases and suspension seats every year at our plant in Sidney, Canada, and we deliver our products around the globe.



Welding & Fabrication Shop



Powder Coating

## Proudly North American

Shockwave products are welded, assembled, painted, and built in North America with materials supplied from our high-quality, high-performance partners; FOX Defense, Corbin Seats, Speedway Engineering, IGUS and BSCI Energy Management Systems, to name a few. Customers can be assured of the finest quality and workmanship.



ShockwaveSeats on Inventech 37HTI32-S-PRO

MANUFACTURING FACILITY

SHOCKWAVE



Product Storage & Inventory



Welding



Powder Coating Shop & Ovens



Rec Products Assembly Shop



Pro Products Assembly Shop




Inventory Storage

## Shockwave Partners



Corbin





## The Northwest Passage

### Testing Under Real-Life Conditions

In 2001, Shockwave's founder David Smith travelled from Vancouver Island to Alaska in his 24' aluminum boat. For this trip, he developed a prototype suspension boat seat for his rough journey using his experience in race car suspension technology.

With his new suspension technology, David was able to travel so fast in rough seas that he outran the US Coast Guard along the way, catching their attention. This was the beginning of Shockwave Seats – a marine suspension technology company.

Nine years later, David embarked on another adventure, using it as an opportunity for product testing and proof of concept. He left St. John's Newfoundland in an open RHIB outfitted with his new ICE Console, to circumnavigate the Northwest Passage with fellow adventurer Bear Grylls.

This trip was only possible because of David's years of marine suspension seating development and his newest design, the Shockwave ICE (Integrated Control Environment).

This trip tested the new ICE Console and pushed it to its limits. This was the truest way to test Shockwave's technology – and prove its reliability and performance.

Through harrowing ocean conditions, ice flows, severe storms, and unimaginably rough waters, the Shockwave ICE Console got David and his crew safely and quickly home through the Arctic Circle and back to Vancouver Island. This trip solidified Shockwave's position as the premier marine suspension company in the world.

Watch the documentary  
[Shockwaveseats.com/nwp](http://Shockwaveseats.com/nwp)



### Certified Performance

We constantly test and measure our products and have built them to be industry leading. All Shockwave products meet or exceed specifications and requirements for certification in both Canada and the US.

- Shockwave products are capable of mitigating dynamic exposure to levels below acceptable limits, as specified in ISO Standards 2631 Part I (1997) and Part 5 (2001); sections I4.4-I4.4.9.3 of ASTM F1166-07, NAVSEA T9006-AE-TRQ-010 and NSWCCD-80-TR-2015/010
- The suspension travel prevents the seat from hitting the suspension stops during an acceleration event 10 times the acceleration of gravity with an occupant up to the 95th percentile male in weight



SW-S3LD-2414 with SW-00-2413-FM on MST 9m SAR

### TESTING

#### Computer Design & Structural Verification



All of our products are tested on the water



We use SolidWorks Simulation software to analyze millions of variables that may cause stress on the components and parts of all our products



All major components are broken down for validation and tested individually



We perform Drop Testing in-house to verify component strength and suspension performance



## High Load Limits

Our seats are designed to take abuse and are warranted to withstand heavy accelerations with full-occupancy in some of the roughest conditions open water provides.

Shockwave Seats are designed to withstand impacts in multiple directions when occupied by the weight of 5th percentile female to 95th percentile male occupants, including gear; in the case of ICE Consoles and Control Pods, this also includes installed gear and equipment.



## 100% Non-Ferrous Marine Grade Metals

All SHOCKWAVE products are designed with corrosion prevention in mind, and we use only the best, premium non-ferrous materials available today.

- All aluminum components are grade 5052 or 6061-T6
- Chromate Coated S5 Modules for Increased Corrosion Protection
- Welded and formed components are powder coated to exceed salt spray ASTM specification B-117 (equivalent to method 509.5 from MIL-STD-810G)
- Machined aluminum components are hard anodized to military specification MIL-A-8625, and pass salt fog testing method 509.2 from MIL-STD-810G
- 304 and 316 stainless steel is used for all steel brackets and machined components; 304 and 316 stainless steels pass method 2 salt fog testing from MIL-STD-810G

## Standard Accuride for All Payloads and Sea Conditions

ACCURIDE is a feature that provides immediate confirmation that the FOX Float H2O shock is set correctly for your body weight. It's an effective and intuitive system that brings the ultimate riding experience to our clients.



SW-S2-I202-HA-BM on Inventech 3IFCI20-PRO



# SHOCKWAVE Motorsports

## Race Bred Heritage

Shockwave's heritage dates back over four decades to the development, building and supplying of safety products for NASCAR racing vehicles. It was this technology and know-how that led us to develop suspension seats and consoles for marine use. In a move to immerse ourselves in that experience again, we have developed and sponsor the SHOCKWAVE Motorsports Team.

Shockwave has been involved in racing since 1965 and is currently actively participating in TransAm, Late Models, NASCAR, ARCA and Sprint Cars.

## Shockwave Motorsports Racing Simulators

The Shockwave Simulator fills the gap between low-cost recreational simulation and limited access, expensive, one-size-fits-all simulators. It is a tool designed for racers and race teams. SHOCKWAVE Simulators come standard with a Howe TA2 Camaro or Mustang chassis. They can also be configured for Late Models or customized to suit any type of racing cockpit.

[Shockwavemotorsports.com](http://Shockwavemotorsports.com)

MOTORSPORTS

SHOCKWAVE



Join the  
Shockwave  
Community



@shockwaveseats



**SHOCKWAVE**

2074 Henry Ave.  
Sidney, British Columbia  
V8L 5Y1 Canada

SALES: +1.778.426.8545  
SERVICE: +1.778.426.8544

sales@shockwaveseats.com  
www.shockwaveseats.com



*FEEL BETTER. TRAVEL FARTHER.*

SW-08392 REV08