



# Glorious Life From MYLEDY

---

LED Lighting

Product Catalog 2023-2024



**Flexible strip light**

**Neon light**

**Linear light**

**Intelligent system**

Focus on developing high quality  
Linear illumination source system

# Contents

## 01

### About Myledy

5

Enterprise Profile  
Color Consistency  
Full Spectrum

## 02

### New Product

12

Module Wall washer  
3D Wall washer  
3D Bending NEON  
IP68 NEON  
Mini NEON  
Weldless COB Series  
Spotless lighting  
ErP Series  
Soft lighting  
Ultra-Long Series  
Classic Series (24V/12V)  
S Type Series  
High Voltage Series  
Haute Color Series

## 03

### NEON SERIES

Top Bending	38
Side Bending	56
<b>NEW</b> Mini NEON	76
<b>NEW</b> IP68 NEON	88
360° Lighting NEON	100
3D Bending NEON	104

## 04

### COB Series

COB Honor (24V / 12V)	110
COB Essential	114
COB NEON	122
COB Connectors	128

## 05

### **NEW** Flexible Wall Washer Series

Module Wall washer	132
3D Wall washer	136
Rainbow Wall washer	140
Spotless wall washer	142
Mini wall washer	146

## 06

### LED Strip Series

Honor Series (24V / 12V)	154
2835 / 5050	
ErP Series	160
CRI 98+	178
CRI 95+	180
<b>NEW</b> 2835 Reel To Reel Series	184
Ultra-Long Series	190
Mini LED Series	214
<b>NEW</b> 2216 Plus / 2110	
Colorful Series	222

## 07

### Digital Colorful

SPI Series	244
DMX Series	250

## 08

### Special Series

<b>NEW</b> High voltage Series	258
4020 Side Emitting Series	260
160° Monolithic Integrated Lens	262
Haute Color Series	264
Fresh food / jewelry lighting	266
<b>NEW</b> S Type Series	268
IP Rating	272



# Enterprise Profile

**Focus on developing high quality Linear illumination system**

Founded in 2009, Shenzhen MYLEDY CO.,Ltd is a leading comprehensive LED lighting manufacturer integrating R&D, production and sales with quality led lighting source as our core, providing customized lighting solutions and professional services. After years of development, Myledy has become a highly competitive LED linear lighting brand and enjoys a good reputation at home and abroad. MYLEDY has 70,000 square meters workshop, 500+ employees, 50+ engineers, all automatic production lines, and more than 150 modernized equipments in DongGuan City. The new MYLEDY Industrial Park with 60,000 square meters have officially put into production in Jiangmen City in 2023.

As one of the most professional manufacturers for LED Strip in China, we are qualified for ISO9001, UL, UKCA, CE, ROHS, ErP, Reach certifications. With more stable quality, faster delivery, higher cost-effective, we have won high recognition and favor of many customers.

**Company Spirit**  
Standing higher, thinking further, creating better

**Core Values**  
Human oriented & customer first

**Brand Connotation**  
Sincerity excellence, perfection

**Company Mission**  
Cohesion light tech, create quality life

**70,000+m<sup>2</sup>**  
Production area

**500+**  
Excellent staffs

**34,000,000+ m**  
Annual production capacity



## ① Manufacturing Capacity

Complete production process of LED packaging, high speed SMD, automatic welding and full range of waterproof. Monthly average production capacity of led strip 2,500,000 meters. Stable quality, strong production capacity, strong delivery ability, provide quality products to customers in time.




## ② R&D Capacity

The company implements agile development on the IPD-based R&D system, responding to customer needs professionally and quickly. We have 40 practical new patents, 3 invention patents, and a team of over 30 technicians, with more than 10 years of experience in the optic industry and technical accumulation in the fields of optics, structuring, technology, material science, electricity, thermology, intelligence control, and industrial design. The company highly values R&D innovation, and we are a multidisciplinary team with a solid theoretical foundation and market foresight.




## ③ LED Quality Warranty

MYLEDY has million-class professional and precision LED dust-free workshop, with oriented production according to ANSI standards. Strict selection of materials, always insist use 99.99% pure gold wire to ensure good conductivity and high temperature resistance. The product with pure color, the center of the color coordinate of each white color temperature is near the black body line, and the XY controlled between 0.005 to 0.007, which is much higher than the industry standard. The product with high color consistency, we can provide single BIN for VIP customers and large projects.



## Packaging Process





## Packaging Equipment





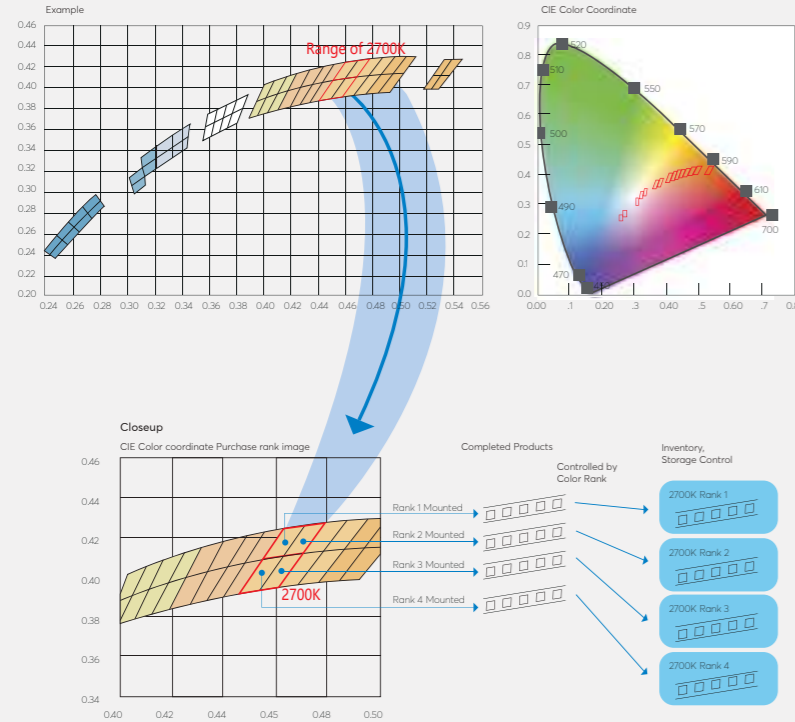
## Quality Control Ability

Company has a number of thermal shock, constant temperature and humidity, salt spray test machine, IES tester, integrating sphere, transportation simulation tester etc. To verify and ensure the product meet the standards of photoelectric, lifespan and weather resistance.



# Color Consistency

## Color temperature control



## SDCM < 2step ± 50k

Only single Bin in the LED packages would be selected to customer's every and each order. For all the LEDs, there would be additional visual inspection after the selection of machine. All the orders would have both documents record and actual LED samples for comparison. Customized colors are available since we have our own LED packaging facilities.

Please note that the color temperatures of some of the products sold by MYLEDY are outside the industry standard to meet the needs of our customers. MYLEDY original rules have been set for these.

# Full Spectrum

## FIDELITY Index (Rf) base on the TM-30

TM-30 is a new and improved IES method for characterizing the color rendering ability of white light sources. While CRI and extended CRI utilize 8 and 15 color samples respectively, they do not necessarily represent the actual colors that we would encounter in the real world. The new fidelity index (Rf) developed under TM-30, dissimilarly utilizes 99 color samples in its calculation, providing a much more statistically representative and reliable metric in describing a light source's ability to faithfully render colors. In line with CRI, the best possible score for Rf under the TM-30 standard is 100.

## FULL COLOR GAMUT (Rg) AS PER TM-30-15

In addition to an improved color fidelity metric, the TM-30 method introduces an additional dimension to color quality through the gamut index (Rg). The Rg gamut index provides information about the relative range of colors that can be produced (via reflection) by a white light source. A score close to 100 indicates that, on average, the light source reproduces colors with similar levels of saturation as an incandescent bulb (2700K) or daylight (5600K/6500K). For LEDs of decent color quality, Rg can typically range between 80 and 120, with higher scores representing higher overall levels of saturation.



CRI > 95



Light color consistency is an important indicator of LED strip quality, while the quality of LED source is determined by LED components. Every process with strict control is vital importance for LED components manufacturing, such as ratio control of phosphors, glue dispensing, sorting, SMT and testing. In order to make sure non-defective passing to our customers, inspections and comparisons of color consistency are needed, the main steps as below:

### Step 1

First, inspect the appearance of the LED chip, make sure LED surface is clean, no stains and spots, no short bridging in soldering.



### Step 2

Second, laying the finished product on the testing shelf, turn on lights to mark the defective such as dead LEDs, open soldering, glue crack and excessive brightness.



### Step 3

Third, cover led source with PMMA board, observe the color of the finished products and compare color with the first piece sample to ensure the color consistency. Meanwhile, mark the defective products with labels.




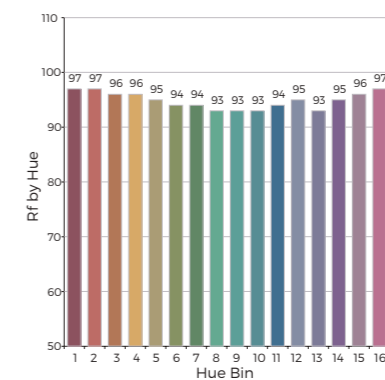
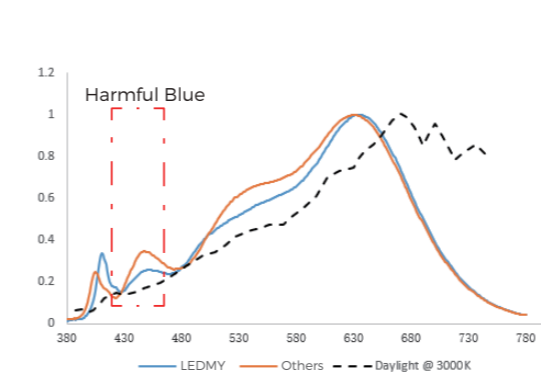
### Step 4

Fourth, defective products will be returned for analysis and repairing.



## Violet Chip Full Spectrum (Nature Light Series) CRI up to 98

Very similar to sunlight spectrum, make the color of lighting object more close to its color under natural light, high color high similarity to sunlight spectrum, making the color of illuminated object closer to its color which under natural light, high color reproduction, Rf > 98, high color saturation, Rg ≥ 100, lower harmful Blue tu maleta, healthy lighting.



# NEW PRODUCT

---

3D Wall washer

NEON 3D Bending

NEON IP68

NEON Mini

Weldless COB Series

Module Wall washer

Classic Series (24V/12V)

ErP Series

Ultra-Long Series

S Type Series

High Voltage Series

Haute Color Series





# NEON 3D Bending

## Top&side bend integrated


Flexible installation, achieve the creativity break through space limitations.



Flexible installation

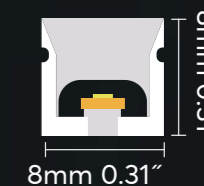


Anti-Chlorination

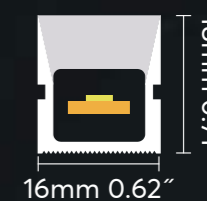
  
Top Bending

  
Side Bending

**8x8mm 4.8W**



**16x18mm 14W**



The details of this product are on page 104.

# NEON IP68

The product has a water-repellent rating of IP68.  
Equipped with a 2835 LED light source that is both bright  
and energy-efficient.



IP68



IK08



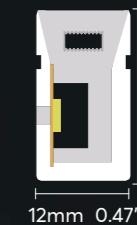
More safer

## Side Bending

**10x18mm**  
14W White



**12x20mm**  
14W DMX RGBW



## Top Bending

**16x16mm**  
14W White



**20x18mm**  
16W DMX RGBW



# Mini NEON

Free Cutting / Mini Cutting



Mini size



Lights uniform



Outdoor



IP67

Compact size for more applications.  
Size down to 3x8mm



The details of this product are on page 68.



## More choices!

Side Bending



Top Bending



The details of this product are on page 76.

# Weldless COB Series



ErP  
qualified



SDCM  
5



Better  
delivery time



5 years  
warranty



- Weldless PCB
- Bigger Chip
- High Efficacy
- More Stable
- Dots-free, uniform lights



The details of this product are on page 108.

# Module Wall washer

Break through space limitations

Designed for unconventional space.  
Not just appearance, more creativity and feasibility.



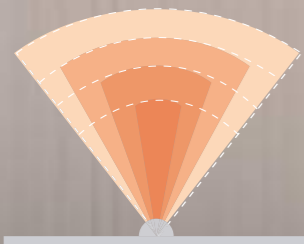
1 Module  
Cut



IP67



5  
Years  
Warranty



20°  
30°  
45°  
60°  
25°x 45°

Various beam angle are available.

The details of this product are on page 132.



Minimum bending diameter  
down to 20cm

## Washing height

1-3m

D=10cm



3-5m

D=20cm



5-7.5m

D=30cm



D: Installation distance

# 3D Wall washer

24x18mm



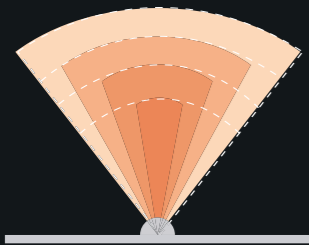
UV Resistant



IP67



Warranty



20°  
30°  
40°  
15°x 40°

Various beam angle are available.

## Bending Freely



Top Bending



Side Bending

## Variety of series to meet your needs!

WHITE/RGB/RGBW

### 3D bending Series

20° 30° 45° 60° 20°x45° / white



### Top bending Series

20° 30° 45° 60° 20°x45° / RGB



### Top bending Series

20° 30° 45° 60° 20°x45° / RGBW



The details of this product are on page 136

# 12V/24V Classic Series



**CRI 95+**



**3 STEP**



**5 Years  
Warranty**



The details of this product are on page 154.

# High-Efficiency ErP Series UP to 215 LM/W



Up to  
215 lm/w

ErP Qualified  
Up to Grades B

3/4OZ PCB

Low Voltage Drop

RA80+  
RA90+

Highest Quality  
LED chips

2700-6000K  
Multi-color

The details of this product are on page 160.





# Ultra-Long

## 48V Series

Single end power feed carries up to 50M.  
Uniform brightness from end to end.  
Up to 133LM/W.  
Easy to install & save time.

## 24V Reel to Reel Series

Single end power feed carries up to 20M.  
More stable, No quality risk of lap welding.  
Long Packing, 100m/reel, 50m/reel, etc.

## 24V Constant Current Series

Single end power feed carries up to 20M.  
Constant current design, bring same brightness from end to end.

# S Type Series

Free bending  
Easily custom design



Flexible



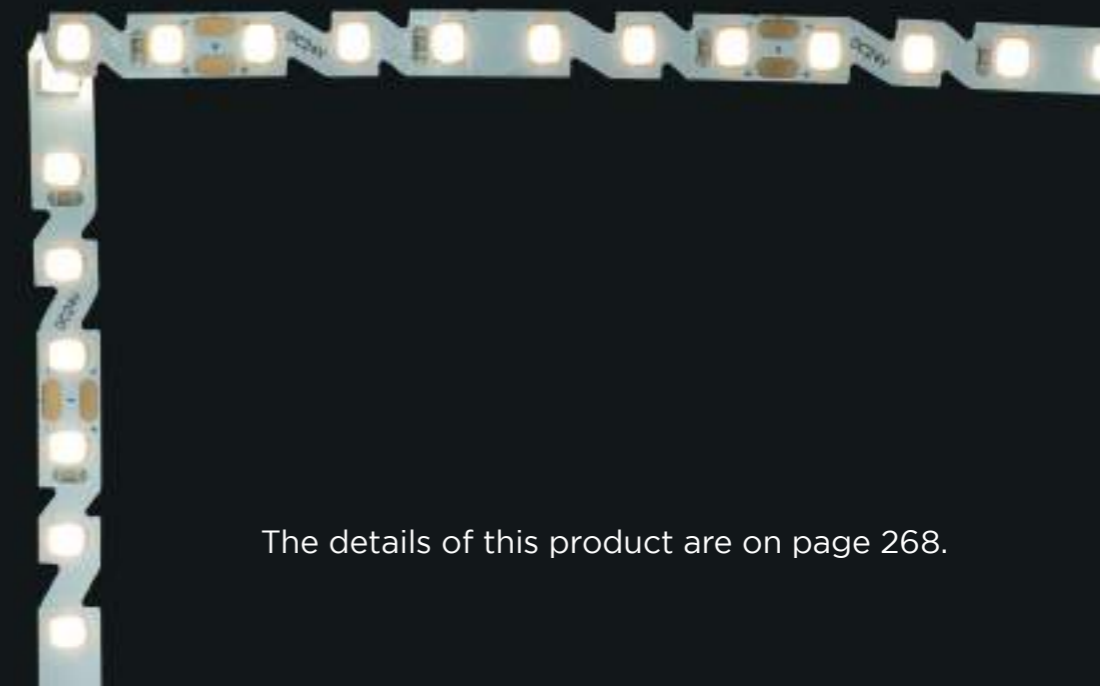
Multiple colors



Years warranty

## Designed for signs


Sculptured lettering and back lit lighting.  
Easy to install around tight corners.



The details of this product are on page 268.

# Haute Color Series

Use your imagination, and create your own ideas.



# NEON SERIES

---

Top Bending

Side Bending

Mini NEON

IP68 NEON

360° Lighting NEON

3D Bending NEON



# Top bending



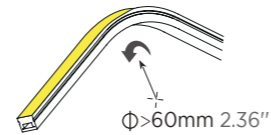
## 10x10mm

WHITE / RGB


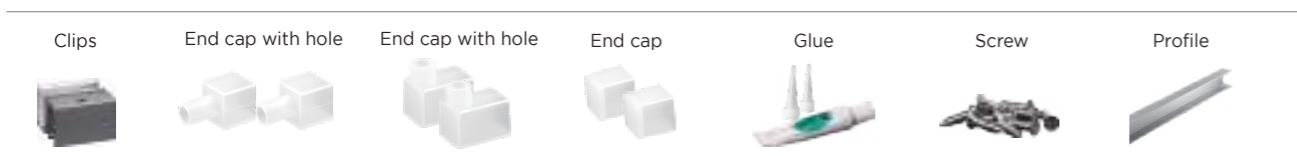


Three-sided luminous, wide angle, uniform light, dot free.  
 Top emitting, meet a variety of top bending light shape.  
 IP67, achieve temporary immersion.  
 With high quality silicon, UV proof for outdoor application.  
 Easy installation with clips and bendable track. Cut-able for flexible application.

Correct bending way



### Accessories



2700K 3000K 4000K 6000K



### Technical Details 10x10mm White 14W


Product NO.	LD-NV1010-182S24-14P7-W
Voltage	DC24V
Power	14W/M 4.26W/ft
CRI	90 (2835LEDs)
Led Qty	182LEDs/M 55LEDs/ft
Cutting Length	38.5mm 1.51"
Waterproof grade	IP67
Length/Reel	5050mm 16.56ft
Color temperature	● 2700K ● 3000K ● 4000K ○ 6000K
Lumens	1305lm/m 398lm/ft 1380lm/m 420lm/ft 1380lm/m 420lm/ft 1380lm/m 420lm/ft

### 10x10mm RGB 14W

Product NO.	LD-NV1010-144S24-14P7-RGB
Voltage	DC24V
Power	14W/M 4.26W/ft
CRI	- (3838LEDs)
Led Qty	144LEDs/M 43LEDs/ft
Cutting Length	41.7mm 1.64"
Waterproof grade	IP67
Length/Reel	5050mm 16.56ft
Color temperature	● R ● G ● B
Lumens	106lm/m 32lm/ft 302lm/m 92lm/ft 65lm/m 20lm/ft

Note: 'x' (CCT) = "27"(2700K) / "30"(3000K) / "40"(4000K) / "50"(5000K) / "60"(6000K). Please contact us for more information.

### Dimension



※ Please contact our sales for the latest details and certifications

# Top bending



## 13x7mm 24V

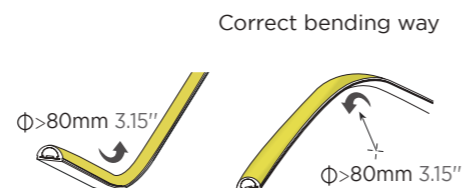

WHITE / 18W



Arc light-emitting surface, uniform light, not free  
 Top emitting, meet a variety of top bending light shape  
 IP67, achieve temporary immersion  
 With high quality silicon, UV proof for outdoor application



### Accessories



2700K 3000K 4000K 6000K

### Technical Details 13x7mm White 18W

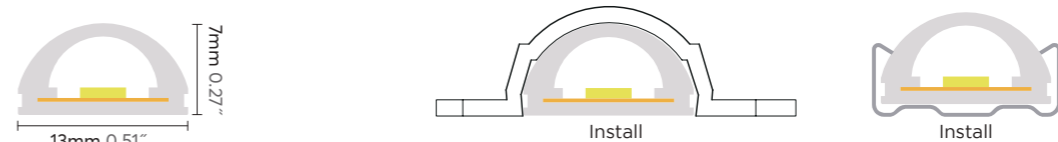
Product NO.	LD-NV1307-210S24-18P7-W			
Voltage	DC24V			
Power	18W/M 5.49W/ft			
CRI	90 (2835LEDs)			
Led Qty	210LEDs/M 64LEDs/ft			
Cutting Length	33.3mm 1.31"			
Waterproof grade	IP67			
Length/Reel	5050mm 16.56ft			
Color temperature	2700K	3000K	4000K	6000K
Lumens	1640lm/m 500lm/ft	1670lm/m 509lm/ft	1680lm/m 512lm/ft	1680lm/m 512lm/ft

Note: 'x' (CCT) = "27"(2700K) / "30"(3000K) / "40"(4000K) / "50"(5000K) / "60"(6000K), Please contact us for more information.

### Dimension



### Cross-section



\* Please contact our sales for the latest details and certifications

# Top bending



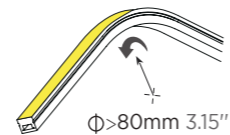
## 16x16mm

WHITE / RGBW




Seamless and uniform light output, dot free.  
 Bendable at horizontal direction.  
 Robust housing with high quality silicon, UV proof for true outdoor application.

Correct bending way



### Accessories



### Technical Details 16x16mm White 16W

Product NO.	LD-NV1616-140S24-16P7-W
Voltage	DC24V
Power	16W/M 4.87W/ft
CRI	90 (2835LEDs)
Led Qty	140LEDs/M 42LEDs/ft
Cutting Length	50mm 1.97"
Waterproof grade	IP67
Length/Reel	5050mm 16.56ft
Color temperature	● 2700K ● 3000K ● 4000K ○ 6000K
Lumens	920lm/m 280lm/ft 940lm/m 286lm/ft 960lm/m 292lm/ft 960lm/m 292lm/ft

### 16x16mm RGBW 15W

Product NO.	LD-NV1616-96S24-15P7-RGBW
Voltage	DC24V
Power	15W/M 4.57W/ft
CRI	/ (5050LEDs)
Led Qty	96LEDs/M 29LEDs/ft
Cutting Length	62.5mm 2.46"
Waterproof grade	IP67
Length/Reel	5050mm 16.56ft
Color temperature	● R ● G ● B ● 3000K
Lumens	58lm/m 17lm/ft 150lm/m 45lm/ft 37lm/m 11lm/ft 144lm/m 43lm/ft

Note: 'x' (CCT) = "27"(2700K) / "30"(3000K) / "40"(4000K) / "50"(5000K) / "60"(6000K), Please contact us for more information.

### Dimension




\* Please contact our sales for the latest details and certifications

# Top bending



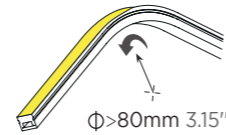
## 16x16mm Digital Colorful

### DMX Controlled RGBW




Built-in IC/SM18522PS, DMX512 signal protocol, single color, gradient color change, chasing, anima on and scene display.

Correct bending way



#### Accessories



#### Technical Details **16x16mm RGBW 14W**

Product NO.	LD-NV1616-80S24-14P7-DRW			
Voltage	DC24V			
Power	14W/M 4.26W/ft			
CRI	80 (5050LEDs)			
Led Qty	80LEDs/M 24LEDs/ft			
Cutting Length	125mm 4.92"			
Waterproof grade	IP67			
Length/Reel	5050mm 16.56ft			
Color temperature	● R	● G	● B	● 3000K
Lumens	40lm/m 5lm/ft	128lm/m 39lm/ft	51lm/m 15lm/ft	130lm/m 40lm/ft

Note: x (CCT) = "27"(2700K) / "30"(3000K) / "40"(4000K) / "50"(5000K) / "60"(6000K), Please contact us for more information.

#### Dimension



\* Please contact our sales for the latest details and certifications



# Top bending



## 16x16mm Long-Run Neon

Up to 20m White / SPI RGBW



Ultra-Long, up to 20m.

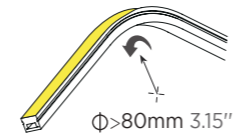
Seamless and uniform light output, dot free, bendable at horizontal direction.

IP67 protection, robust housing with high quality silicon, uv proof for true outdoor application.

Single power supply 20 meters, easy to connect and install.



Correct bending way



### Accessories



2700K 3000K 4000K 6000K

RGBW

### Technical Details 16x16mm White 15W 20M

Product NO.	LD-NV1616-140S24-15P7-L20-W
Voltage	DC24V
Power	15W/M 4.57W/ft
CRI	90 (2835LEDs)
Led Qty	140LEDs/M 42LEDs/ft
Cutting Length	50mm 1.97"
Waterproof grade	IP67
Length/Reel	20m 65.6ft
Color temperature	● 2700K ● 3000K ● 4000K ○ 6000K
Lumens	920lm/m 280lm/ft 980lm/m 298lm/ft 1050lm/m 320lm/ft 1000lm/m 305lm/ft

### 16x16mm SPI RGBW 12W 20M

Product NO.	LD-NV1616-80S24-12P7-L20-RGBW
Voltage	DC24V
Power	12W/M 3.65W/ft
CRI	80 (5050LEDs)
Led Qty	80LEDs/M 24LEDs/ft
Cutting Length	125mm 4.92"
Waterproof grade	IP67
Length/Reel	20m 65.6ft
Color temperature	● R ● G ● B ● 4000K
Lumens	63lm/m 19lm/ft 214lm/m 65lm/ft 51lm/m 15lm/ft 342lm/m 104lm/ft

Note: 'x' (CCT) = "27"(2700K) / "30"(3000K) / "40"(4000K) / "50"(5000K) / "60"(6000K), Please contact us for more information.

### Dimension



\* Please contact our sales for the latest details and certifications

# Top bending



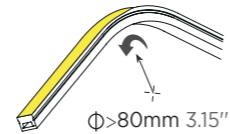
## 20x20mm

WHITE / 14W



Seamless and uniform light output, dot free.  
 Bendable at horizontal direction.  
 IP67 protection.  
 Robust housing with high quality silicon, UV proof for true outdoor application.

Correct bending way



### Accessories




2700K 3000K 4000K 6000K

### Technical Details 2020 White 14W 5M

Product NO.	LD-NV2020-120S24-14P7-W			
Voltage	DC24V			
Power	14W/M 4.26W/ft			
CRI	90 (2835LEDs)			
Led Qty	120LEDs/M 36LEDs/ft			
Cutting Length	50mm 1.97"			
Waterproof grade	IP67			
Length/Reel	5050mm 16.56ft			
Color temperature	● 2700K	● 3000K	● 4000K	○ 6000K
Lumens	670lm/m 204lm/ft	670lm/m 204lm/ft	690lm/m 210lm/ft	690lm/m 210lm/ft

Note: 'x' (CCT) = \*27\*(2700K) / \*30\*(3000K) / \*40\*(4000K) / \*50\*(5000K) / \*60\*(6000K), Please contact us for more information.

### Dimension



\* Please contact our sales for the latest details and certifications

# Top bending



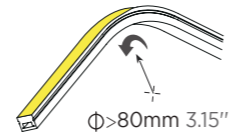
## 25x25mm

White / 16W



Seamless and uniform light output, dot free.  
 Bendable at horizontal direction.  
 IP67 protection.  
 Robust housing with high quality silicon, UV proof for true outdoor application.

Correct bending way



### Accessories




2700K 3000K 4000K 6000K

### Technical Details 25x25 White 16W

Product NO.	LD-NV2525-120S24-16P7-W			
Voltage	DC24V			
Power	16W/M 4.87W/ft			
CRI	90 (2835LEDs)			
Led Qty	120LEDs/M 36LEDs/ft			
Cutting Length	50mm 1.97"			
Waterproof grade	IP67			
Length/Reel	5050mm 16.56ft			
Color temperature	● 2700K	● 3000K	● 4000K	○ 6000K
Lumens	620lm/m 189lm/ft	620lm/m 189lm/ft	630lm/m 192lm/ft	630lm/m 192lm/ft

Note: 'x' (CCT) = \*27\*(2700K) / \*30\*(3000K) / \*40\*(4000K) / \*50\*(5000K) / \*60\*(6000K), Please contact us for more information.

### Dimension




\* Please contact our sales for the latest details and certifications

# Top bending



## 25x25mm Digital Colorful

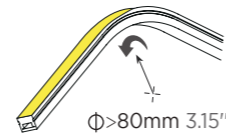
### DMX Controlled RGBW




Seamless and uniform light output, dot free.  
 Built-in IC/SM18522PS, DMX512 signal protocol, single color, gradient color change, chasing, anima on and scene display.  
 Varying color programs can be controlled by 8 pixels per meter.



Correct bending way



#### Accessories




#### Technical Details **25x25mm RGBW DMX 12W**

Product NO.	LD-NV2525-56S24-12P7-DRW			
Voltage	DC24V			
Power	12W/M 3.65W/ft			
CRI	90 (5050LEDs)			
Led Qty	56LEDs/M 17LEDs/ft			
Cutting Length	125mm 4.92"			
Waterproof grade	IP67			
Length/Reel	5050mm 16.56ft			
Color temperature	● R	● G	● B	● 3000K
Lumens	30lm/m	72lm/m	16lm/m	93m/m
	9lm/ft	21lm/ft	4lm/ft	28lm/ft

Note: 'x' (CCT) = "27"(2700K) / "30"(3000K) / "40"(4000K) / "50"(5000K) / "60"(6000K), Please contact us for more information.

#### Dimension



\* Please contact our sales for the latest details and certifications

# Digital Colorful NEON

 Top bending

## 16x20mm RGBW DMX Controlled


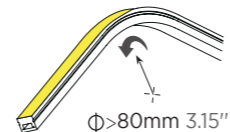
16mm light-emitting surface, uniform light, dot free.  
RGBW Top emitting, meet a variety of side bending light shape.  
Extrusion process, IP67, achieve temporary immersion.  
With high quality silicon, UV proof for outdoor application.



### Accessories



### Correct bending way

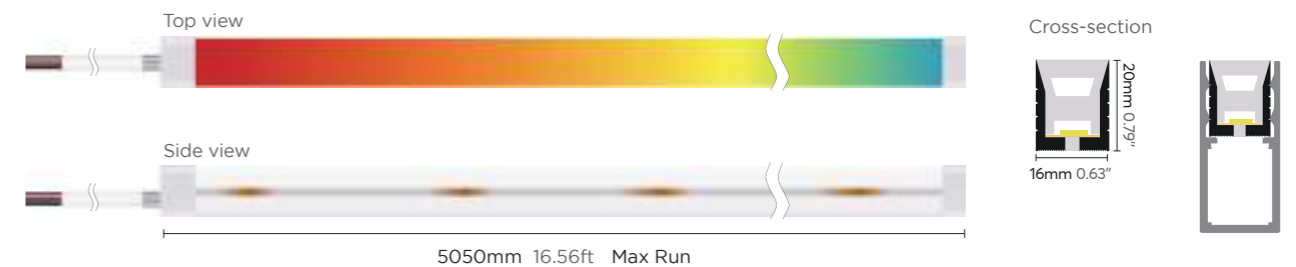


### Technical Details **16x20mm DMX Controlled RGBW 15W**

Product NO.	LD-NV1620-70S24-15P7-DRW			
Voltage	DC24V			
Power	15W/M 4.57W/ft			
CRI	90 (5050LEDs)			
Led Qty	70LEDs/M 21LEDs/ft			
Cutting Length	100mm 3.94"			
Waterproof grade	IP67			
Length/Reel	5050mm 16.56ft			
Color temperature	● R	● G	● B	● 3000K
Lumens	50lm/m 15lm/ft	130lm/m 40lm/ft	36lm/m 11lm/ft	175lm/m 53lm/ft

Note: 'x' (CCT) = "27"(2700K) / "30"(3000K) / "40"(4000K) / "50"(5000K) / "60"(6000K), Please contact us for more information.

### Dimension



\* Please contact our sales for the latest details and certifications

# Side bending



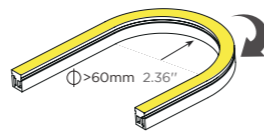
## 6x12mm

WHITE / RGB




6mm light-emitting surface, uniform light, dot free.  
 Side emitting, meet a variety of side bending light shape.  
 Robust housing with high quality silicon, UV proof for true outdoor application.  
 Easy installation with clips and bendable track.  
 Cutable for flexible application.

Correct bending way



### Accessories



2700K 3000K 4000K 6000K



### Technical Details 6x12mm White 10W

Product NO.	LD-NS0612-140S24-10P7-W
Voltage	DC24V
Power	10W/M 3.04W/ft
CRI	90 (2835LEDs)
Led Qty	140LEDs/M 42LEDs/ft
Cutting Length	50mm 1.97"
Waterproof grade	IP67
Length/Reel	5050mm 16.56ft
Color temperature	● 2700K ● 3000K ● 4000K ○ 6000K
Lumens	280lm/m 85lm/ft 280lm/m 85lm/ft 285lm/m 87lm/ft 285lm/m 87lm/ft

### 6x12mm RGB 10W

Product NO.	LD-NS0612-120S24-10P7-RGB
Voltage	DC24V
Power	10W/M 3.04W/ft
CRI	- (3838LEDs)
Led Qty	120LEDs/M 36LEDs/ft
Cutting Length	50mm 1.97"
Waterproof grade	IP67
Length/Reel	5050mm 16.56ft
Color temperature	● R ● G ● B
Lumens	36lm/m 11lm/ft 100lm/m 30lm/ft 22lm/m 7lm/ft

Note: 'x' (CCT) = "27"(2700K) / "30"(3000K) / "40"(4000K) / "50"(5000K) / "60"(6000K), Please contact us for more information.

### Dimension



\* Please contact our sales for the latest details and certifications

# Side bending



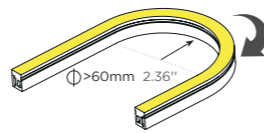
## 8x16mm

WHITE / RGB




Three-sided luminous, wide angle, uniform light, dot free.  
 Bendable at horizontal direction.  
 Robust housing with high quality silicon, UV proof for true outdoor application.  
 Easy installation with clips and bendable track.  
 Cut-able for flexible application.

Correct bending way



### Accessories



2700K 3000K 4000K 6000K



### Technical Details 8x16mm White 12W

Product NO.	LD-NS0816-140S24-12P7-W
Voltage	DC24V
Power	12W/M 3.65W/ft
CRI	90 (2835LEDs)
Led Qty	140LEDs/M 42LEDs/ft
Cutting Length	50mm 1.97"
Waterproof grade	IP67
Length/Reel	5050mm 16.56ft
Color temperature	<input checked="" type="radio"/> 2700K <input checked="" type="radio"/> 3000K <input checked="" type="radio"/> 4000K <input type="radio"/> 6000K
Lumens	495lm/m 151lm/ft                    500lm/m 152lm/ft                    535lm/m 163lm/ft                    535lm/m 163lm/ft

### 8x16mm RGB 12W

Product NO.	LD-NS0816-120S24-12P7-RGB
Voltage	DC24V
Power	12W/M 3.65W/ft
CRI	- (3838LEDs)
Led Qty	120LEDs/M 36LEDs/ft
Cutting Length	50mm 1.97"
Waterproof grade	IP67
Length/Reel	5050mm 16.56ft
Color temperature	<input checked="" type="radio"/> R <input checked="" type="radio"/> G <input checked="" type="radio"/> B
Lumens	43lm/m 13lm/ft                    122lm/m 37lm/ft                    26lm/m 8lm/ft

Note: 'x' (CCT) = "27"(2700K) / "30"(3000K) / "40"(4000K) / "50"(5000K) / "60"(6000K), Please contact us for more information.

### Dimension



\* Please contact our sales for the latest details and certifications

# Side bending



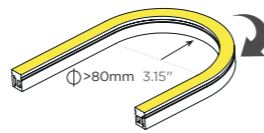
## 10x18mm

White / Tunable White



10mm light-emitting surface, uniform light, dot free.  
 White Side emitting, meet a variety of side bending light shape.  
 IP67, achieve temporary immersion.  
 With high quality silicon, UV proof for outdoor application.

Correct bending way



### Accessories



2700K 3000K 4000K 6000K

2700K 6000K

### Technical Details 10x18mm White 14W

Product NO.	LD-NS1018-140S24-14P7-W
Voltage	DC24V
Power	14.4W/M 4.39W/ft
CRI	90 (2835LEDs)
Led Qty	140LEDs/M 42LEDs/ft
Cutting Length	50mm 1.97"
Waterproof grade	IP67
Length/Reel	5050mm 16.56ft
Color temperature	● 2700K ● 3000K ● 4000K ○ 6000K
Lumens	560lm/m 565lm/m 565lm/m 565lm/m 170lm/ft 172lm/ft 172lm/ft 172lm/ft

### 10x18mm 19W Tunable White

Product NO.	LD-NS1018-240S24-19P7-DW
Voltage	DC24V
Power	19.2W/M 5.85W/ft
CRI	90 (2835LEDs)
Led Qty	240LEDs/M 73LEDs/ft
Cutting Length	50mm 1.97"
Waterproof grade	IP67
Length/Reel	5050mm 16.56ft
Color temperature	● 2700K ○ 6000K
Lumens	350lm/m 380lm/m 106lm/ft 115lm/ft

Note: 'x' (CCT) = "27"(2700K) / "30"(3000K) / "40"(4000K) / "50"(5000K) / "60"(6000K). Please contact us for more information.

### Dimension



※ Please contact our sales for the latest details and certifications



# Side bending



## 10x18mm

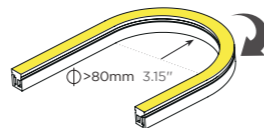
RGB / RGBW




Seamless and uniform light output, dot free Bendable at horizontal direction.  
Robust housing with high quality silicon, UV proof for true outdoor application.  
Cut-able for flexible application, easy installation with clips and bendable track.  
4 in 1, can achieve a variety of colors.



Correct bending way



### Accessories



### Technical Details 10x18mm RGB 14W

### 10x18mm 14W RGBW

Product NO.	LD-NS1018-60S24-14P7-RGB	LD-NS1018-60S24-14P7-RGBW
Voltage	DC24V	DC24V
Power	14.4W/M 4.39W/ft	14.4W/M 4.39W/ft
CRI	- (5050LEDs)	80 (5050LEDs)
Led Qty	60LEDs/M 18LEDs/ft	60LEDs/M 18LEDs/ft
Cutting Length	50mm 1.97"	50mm 1.97"
Waterproof grade	IP67	IP67
Length/Reel	5050mm 16.56ft	5050mm 16.56ft
Lumens		
● R	50lm/m 15lm/ft	● R 60lm/m 18lm/ft
● G	120lm/m 36lm/ft	● G 120lm/m 36lm/ft
● B	30lm/m 9lm/ft	● B 40lm/m 12lm/ft
		● 3000K 165lm/m 50lm/ft

Note: 'x' (CCT) = "27"(2700K) / "30"(3000K) / "40"(4000K) / "50"(5000K) / "60"(6000K), Please contact us for more information.

### Dimension




\* Please contact our sales for the latest details and certifications

# Side bending



## 10x18mm Digital Colorful

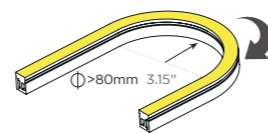
### DMX Controlled RGB




Seamless and uniform light output, dot free, Bendable at horizontal direction.  
 Built-in IC/SM18522PS, DMX512 signal protocol, single color, gradient color change, chasing, anima on and scene display.  
 Robust housing with high quality silicon, UV proof for true outdoor application.  
 Cut-able for flexible application, easy installation with clips and bendable track.

NEON SERIES · DIGITAL COLORFUL NEON

Correct bending way



#### Accessories



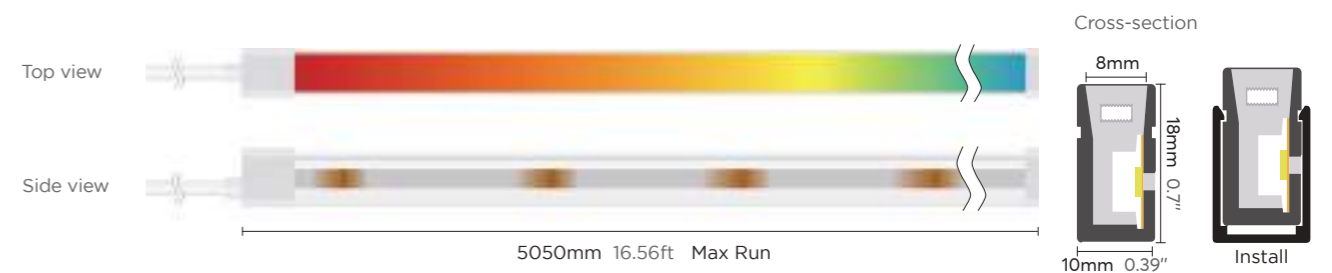
#### Technical Details **DMX 10x18mm 12W 56LEDs/M** **DMX 10x18mm 14W 60LEDs/M**

Product NO.	LD-NS1018-56S24-12P7-DR	LD-NS1018-60S24-14P7-DR
<b>Voltage</b>	DC24V	DC24V
<b>Power</b>	12W/M 3.28W/ft	14W/M 4.26W/ft
<b>CRI</b>	- (5050LEDs)	- (5050LEDs)
<b>Led Qty</b>	56LEDs/M 17LEDs/ft	60LEDs/M 18LEDs/ft
<b>Cutting Length</b>	125mm 4.92"	100mm 3.93"
<b>Waterproof grade</b>	IP67	IP67
<b>Length/Reel</b>	5050mm 16.56ft	5050mm 16.56ft
<b>Color temperature</b>	●R ●G ●B	●R ●G ●B
<b>Lumens</b>	45lm/m 13lm/ft 110lm/m 33lm/ft 21lm/m 5lm/ft	38lm/m 11lm/ft 85lm/m 25lm/ft 20lm/m 6lm/ft

Note: 'x' (CCT) = \*27\*(2700K) / \*30\*(3000K) / \*40\*(4000K) / \*50\*(5000K) / \*60\*(6000K), Please contact us for more information.

NEON SERIES · DIGITAL COLORFUL NEON

#### Dimension



※ Please contact our sales for the latest details and certifications

# Side bending



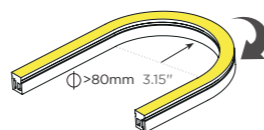
## 10x18mm Long-Run Neon

Up to 20m **White**



10mm light-emitting surface, uniform light, dot free.  
 White Side emitting, meet a variety of side bending light shape.  
 IP67, achieve temporary immersion.  
 With high quality silicon, UV proof for outdoor application.

Correct bending way



2700K 3000K 4000K 6000K

Technical Details **10x18mm White 14W**

Product NO.	LD-NS1018-140S24-14P7-L20-W			
Voltage	DC24V			
Power	14.4W/M 4.39W/ft			
CRI	90 (2835LEDs)			
Led Qty	140LEDs/M 42LEDs/ft			
Cutting Length	50mm 1.97"			
Waterproof grade	IP67			
Length/Reel	20m 65.62ft			
Color temperature	<input checked="" type="radio"/> 2700K <input checked="" type="radio"/> 3000K <input checked="" type="radio"/> 4000K <input type="radio"/> 6000K			
Lumens	560lm/m 170lm/ft	565lm/m 172lm/ft	565lm/m 172lm/ft	565lm/m 172lm/ft

Note: 'x' (CCT) = "27"(2700K) / "30"(3000K) / "40"(4000K) / "50"(5000K) / "60"(6000K), Please contact us for more information.

### Dimension



\* Please contact our sales for the latest details and certifications

### Accessories



# Side bending



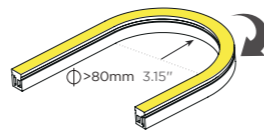
## 12x20mm

WHITE 15W / Tunable white 12W



12mm light-emitting surface, uniform light, dot free.  
 White Side emitting, meet a variety of side bending light shape.  
 IP67, achieve temporary immersion.  
 With high quality silicon, UV proof for outdoor application.

Correct bending way



### Accessories



2700K 3000K 4000K 6000K

2700K 6000K

### Technical Details 12x20mm White 15W

Product NO.	LD-NS1220-120S24-15P7-W
Voltage	DC24V
Power	15W/M 4.57W/ft
CRI	90 (2835LEDs)
Led Qty	120LEDs/M 36LEDs/ft
Cutting Length	50mm 1.97"
Waterproof grade	IP67
Length/Reel	5050mm 16.56ft
Color temperature	● 2700K ● 3000K ● 4000K ○ 6000K
Lumens	390lm/m 118lm/ft   390lm/m 118lm/ft   400lm/m 121lm/ft   400lm/m 121lm/ft

### Technical Details 12x20mm Tunable white 12W

Product NO.	LD-NS1220-112S24-12P7-DW
Voltage	DC24V
Power	12W/M 3.65W/ft
CRI	90 (2835LEDs)
Led Qty	112LEDs/M 34LEDs/ft
Cutting Length	125mm 4.92"
Waterproof grade	IP67
Length/Reel	5050mm 16.56ft
Color temperature	● 2700K ○ 6000K
Lumens	160lm/m 49lm/ft   180lm/m 55lm/ft

Note: 'x' (CCT) = \*27\*(2700K) / \*30\*(3000K) / \*40\*(4000K) / \*50\*(5000K) / \*60\*(6000K), Please contact us for more information.

### Dimension



※ Please contact our sales for the latest details and certifications

# Side bending



## 12x20mm Digital Colorful

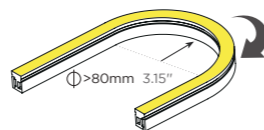
### DMX Controlled RGBW




Seamless and uniform light output, dot free, Bendable at horizontal direction.  
Built-in IC/SM18522PS, DMX512 signal protocol, single color, gradient color change, chasing, anima on and scene display.



Correct bending way



#### Accessories



#### Technical Details 1220 RGBW DMX

Product NO.	LD-NS1220-56S24-12P7-DRW			
Voltage	DC24V			
Power	12W/M 3.28W/ft			
CRI	80 (5050LEDs)			
Led Qty	56LEDs/M 17LEDs/ft			
Cutting Length	100mm 3.93"			
Waterproof grade	IP67			
Length/Reel	5050mm 16.56ft			
Color temperature	● R	● G	● B	○ 6000K
Lumens	25lm/m 8lm/ft	72lm/m 22m/ft	22lm/m 7lm/ft	122lm/m 37lm/ft

Note: 'x' (CCT) = "27"(2700K) / "30"(3000K) / "40"(4000K) / "50"(5000K) / "60"(6000K), Please contact us for more information.

#### Dimension



※ Please contact our sales for the latest details and certifications

# Side bending



## 12x25mm

WHITE / 14W



12mm Cambered surface lighting, dot free.  
 White side emitting, meet a variety of side bending light shape.  
 IP67, achieve temporary immersion.  
 With high quality silicon, UV proof for outdoor application.

Correct bending way



### Accessories



### Technical Details 12x25mm White 14W

Product NO.	LD-NS1225-120S24-14P7-W			
Voltage	DC24V			
Power	14W/M 4.26W/ft			
CRI	90 (2835LEDs)			
Led Qty	120LEDs/M 36LEDs/ft			
Cutting Length	50mm 1.97"			
Waterproof grade	IP67			
Length/Reel	5050mm 16.56ft			
Color temperature	● 2700K	● 3000K	● 4000K	○ 6000K
Lumens	450lm/m 137lm/ft	450lm/m 137lm/ft	460lm/m 140lm/ft	460lm/m 140lm/ft

Note: 'x' (CCT) = \*27\*(2700K) / \*30\*(3000K) / \*40\*(4000K) / \*50\*(5000K) / \*60\*(6000K), Please contact us for more information.

### Dimension



※ Please contact our sales for the latest details and certifications

# Side bending



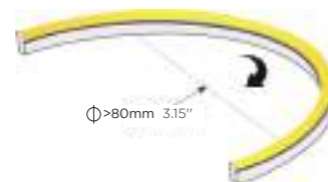
## 12x25mm Digital Colorful

### DMX Controlled RGBW




12mm light-emitting surface, uniform light, dot free.  
Seamless and uniform light output, dot free, Bendable at horizontal direction.  
Built-in IC/SM18522PS, DMX512 signal protocol, single color, gradient color change, chasing, anima on and scene display.

Correct bending way



#### Accessories



#### Technical Details 1225 RGBW DMX

Product NO.	LD-NS1225-56S24-15P7-DRW			
Voltage	DC24V			
Power	15W/M 4.57W/ft			
CRI	80 (5050LEDs)			
Led Qty	56LEDs/M 17LEDs/ft			
Cutting Length	50mm 1.97"			
Waterproof grade	IP67			
Length/Reel	5050mm 16.56ft			
Color temperature	● R	● G	● B	○ 6000K
Lumens	43lm/m 13lm/ft	111lm/m 34m/ft	25lm/m 8lm/ft	148lm/m 45lm/ft

Note: 'x' (CCT) = "27"(2700K) / "30"(3000K) / "40"(4000K) / "50"(5000K) / "60"(6000K), Please contact us for more information.

#### Dimension



※ Please contact our sales for the latest details and certifications

# Mini NEON

 Side bending



## 3x8mm

### WHITE / 10W

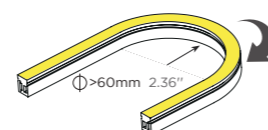
Extrusion process, lights soft and uniform.  
3mm wide with ultra narrow output.  
Bendable at horizontal direction.  
Robust housing with high quality silicon.  
Cut-able for flexible application.



#### Accessories



Correct bending way



2700K 3000K 4000K 6000K




#### Technical Details **3x8mm White 6W**

Product NO.	LD-NS0308-238S24-06P7-W			
Voltage	DC24V			
Power	6W/M 1.82W/ft			
CRI	90 (2216LEDs)			
Led Qty	238LEDs/M 73LEDs/ft			
Cutting Length	Free cutting			
Waterproof grade	IP67			
Length/Reel	5050mm 16.56ft			
Color temperature	<input checked="" type="radio"/> 2700K	<input checked="" type="radio"/> 3000K	<input type="radio"/> 4000K	<input type="radio"/> 6000K
Lumens	170lm/m 52lm/ft	180lm/m 55lm/ft	185lm/m 56lm/ft	185lm/m 56lm/ft

Note: 'x' (CCT) = "27"(2700K) / "30"(3000K) / "40"(4000K) / "50"(5000K) / "60"(6000K), Please contact us for more information.

#### Dimension



\* Please contact our sales for the latest details and certifications



# Mini NEON

 Side bending

## 4x8mm

### WHITE / 10W

Extrusion process, lights soft and uniform.

3.5mm wide with ultra narrow output.

Bendable at horizontal direction.

Robust housing with high quality silicon, UV proof for true outdoor application.

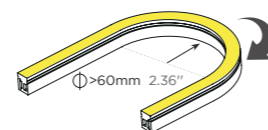
Cutttable for flexible application.



#### Accessories



Correct bending way



2700K 3000K 4000K 6000K




#### Technical Details 4x8mm White 6W

Product NO.	LD-NS0408-180S24-06P7-W			
Voltage	DC24V			
Power	6W/M 1.82W/ft			
CRI	90 (2835LEDs)			
Led Qty	180LEDs/M 54LEDs/ft			
Cutting Length	33.3mm 1.3"			
Waterproof grade	IP67			
Length/Reel	5050mm 16.56ft			
Color temperature	<input checked="" type="radio"/> 2700K	<input checked="" type="radio"/> 3000K	<input checked="" type="radio"/> 4000K	<input type="radio"/> 6000K
Lumens	120lm/m 36lm/ft	123lm/m 37lm/ft	126lm/m 38lm/ft	126lm/m 38lm/ft

Note: 'x' (CCT) = "27"(2700K) / "30"(3000K) / "40"(4000K) / "50"(5000K) / "60"(6000K), Please contact us for more information.

#### Dimension



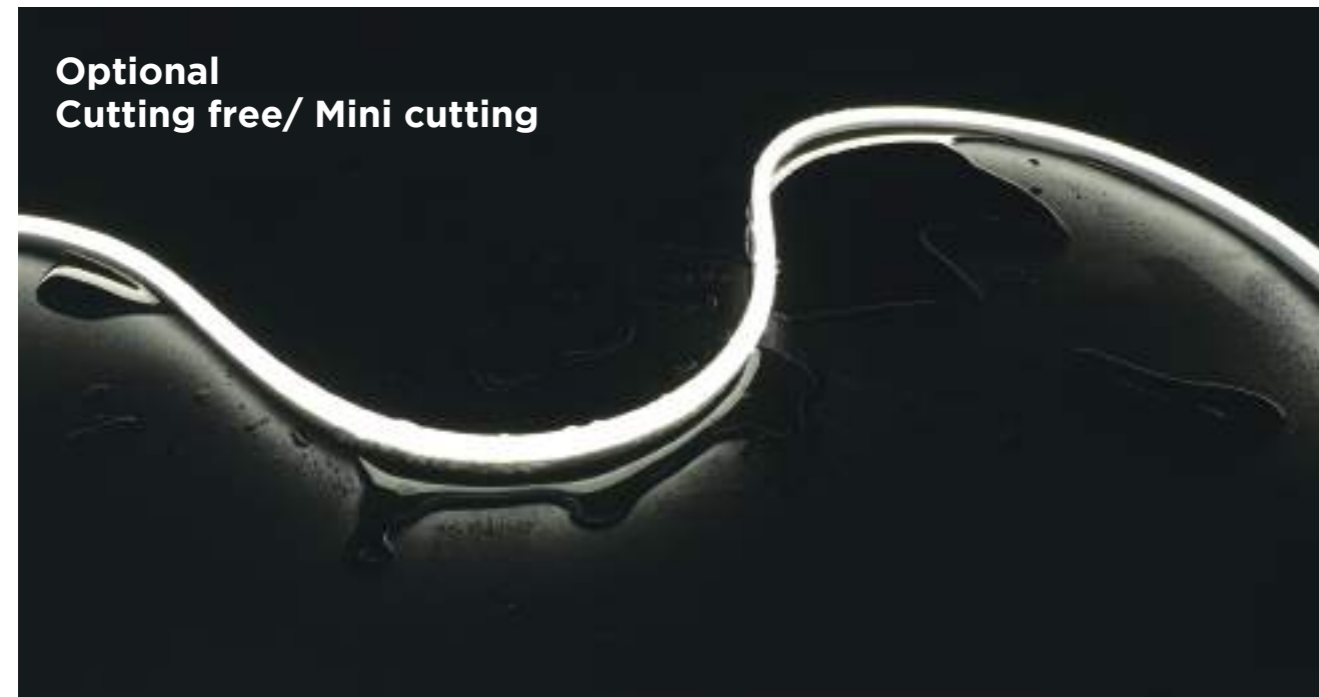
\* Please contact our sales for the latest details and certifications

# Mini NEON

Side bending

## 4x10(T)mm

WHITE / 10W



Profile free, perfect fit-in, no gap left.

6mm T-Shape lighting, larger luminous surface, lights soft and uniform.

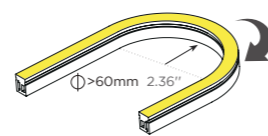
Bendable at horizontal direction.

Robust housing with high quality silicon, UV proof for true outdoor application.

Cut-able for flexible application.



Correct bending way



### Accessories



2700K 3000K 4000K 6000K

Technical Details	Cutting Free 4x10mm 10W	Mini Cutting 4x10mm 10W
Product NO.	LD-NS0410T-180S24-10P7-W	LD-NS0410T-182S24-10P7-W
Voltage	DC24V	DC24V
Power	10W/M 3.04W/ft	10W/M 3.04W/ft
CRI	90 (2835LEDs)	90 (2835LEDs)
Led Qty	180LEDs/M 55LEDs/ft	182LEDs/M 55LEDs/ft
Cutting Length	Cutting Free	Mini Cutting 38.5mm 1.4"
Waterproof grade	IP67	IP67
Length/Reel	5050mm 16.56ft	5050mm 16.56ft
Color temperature	● 2700K ● 3000K ● 4000K ○ 6000K	● 2700K ● 3000K ● 4000K ○ 6000K
Lumens	260lm/m 79lm/ft 290lm/m 88lm/ft 310lm/m 95lm/ft 310lm/m 95lm/ft	320lm/m 98lm/ft 360lm/m 110lm/ft 370lm/m 113lm/ft 370lm/m 113lm/ft

Note: 'x' (CCT) = "27"(2700K) / "30"(3000K) / "40"(4000K) / "50"(5000K) / "60"(6000K). Please contact us for more information.

### Dimension



\* Please contact our sales for the latest details and certifications

# Mini NEON

 Side bending

## 4x10mm

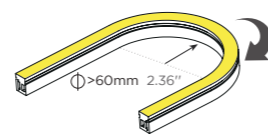
WHITE / 10W



Extrusion process, lights soft and uniform.  
3.5mm wide with ultra narrow output.  
Bendable at horizontal direction.  
Robust housing with high quality silicon, UV proof for true outdoor application.  
Cut-able for flexible application.



Correct bending way



### Accessories



2700K 3000K 4000K 6000K

### Technical Details 4x10mm White 10W

Product NO.	LD-NS0410-144S24-10P7-W			
Voltage	DC24V			
Power	10W/M 3.04W/ft			
CRI	90 (2835LEDs)			
Led Qty	144LEDs/M			
Cutting Length	41.6mm 1.63"			
Waterproof grade	IP67			
Length/Reel	5050mm 16.56ft			
Color temperature	● 2700K	● 3000K	● 4000K	○ 6000K
Lumens	130lm/m 40lm/ft	150lm/m 46lm/ft	160lm/m 49lm/ft	160lm/m 49lm/ft


Note: 'x' (CCT) = "27"(2700K) / "30"(3000K) / "40"(4000K) / "50"(5000K) / "60"(6000K), Please contact us for more information.

### Dimension




\* Please contact our sales for the latest details and certifications

# Mini NEON

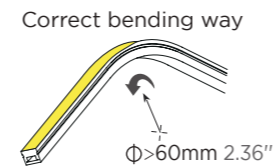
 Top bending

## 6x6mm


WHITE



Extrusion process, lights soft and uniform.  
6mm wide with ultra narrow output.  
Robust housing with high quality silicon.  
UV proof for true outdoor application.  
Mini cutting 25mm, Cut-able for flexible application.



### Accessories



2700K 3000K 4000K 6000K

### Technical Details 6x6mm White 8W

Product NO.	LD-NV0606-240S24-08P7-W			
Voltage	DC24V			
Power	8W/M 2.43W/ft			
CRI	90 (2216LEDs)			
Led Qty	240LEDs/M 73LEDs/ft			
Cutting Length	25mm 0.98"			
Waterproof grade	IP67			
Length/Reel	5050mm 16.56ft			
Color temperature	● 2700K	● 3000K	● 4000K	○ 6000K
Lumens	400lm/m 122lm/ft	424lm/m 129lm/ft	464lm/m 141lm/ft	464lm/m 141lm/ft

Note: 'x' (CCT) = "27"(2700K) / "30"(3000K) / "40"(4000K) / "50"(5000K) / "60"(6000K), Please contact us for more information.

### Dimension



※ Please contact our sales for the latest details and certifications

# IP68 NEON



IP68



IK08




More safer

The product has a water-repellent rating of IP68.  
Equipped with a 2835 / 5050 LED light source  
that is both bright and energy-efficient.

# IP68 NEON

## 10x18mm White

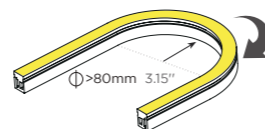


NEON SERIES · IP68 NEON

### Accessories



### Correct bending way



2700K 3000K 4000K 6000K




## IP68 10x18mm / Side Bending

### Technical Details

Product NO.	LD-NS1018-120S24-14P8-W		
Voltage	DC24V		
Power	14W/M 4.39W/ft		
CRI	90 (2835LEDs)		
Led Qty	120LEDs/M 37LEDs/ft		
Cutting Length	50mm 1.97"		
Waterproof grade	IP68		
Length/Reel	5m 16.56ft		
Color temperature	● 2700K	● 3000K	● 4000K ○ 6000K
Lumens	520lm/m 159lm/ft	578lm/m 176lm/ft	590lm/m 180lm/ft 605lm/m 184lm/ft

Note: 'x' (CCT) = "27"(2700K) / "30"(3000K) / "40"(4000K) / "50"(5000K) / "60"(6000K), Please contact us for more information.

### Dimension




※ Please contact our sales for the latest details and certifications

NEON SERIES · IP68 NEON

# IP68 NEON

## 12x20mm DMX RGBW

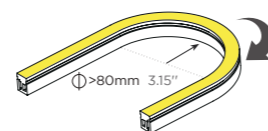


NEON SERIES · IP68 NEON

### Accessories



### Correct bending way



2700K 3000K 4000K 6000K



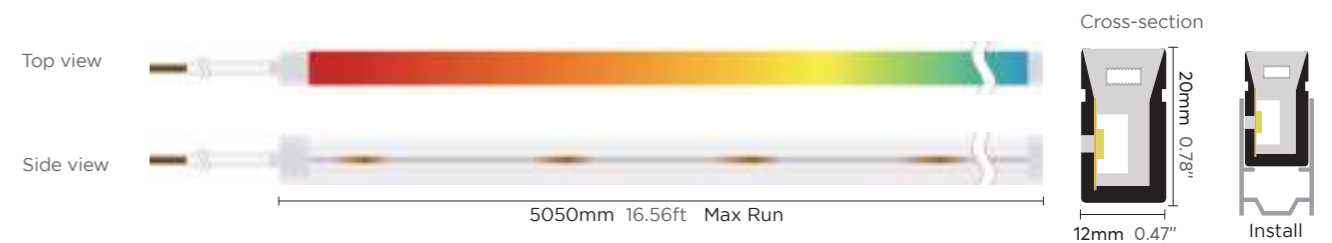
## IP68 12x20mm / Side Bending

### Technical Details

Product NO.	LD-NS1220-70S24-14P8-RGBW			
Voltage	DC24V			
Power	14W/M 4.39W/ft			
CRI	90 (5050LEDs)			
Led Qty	70LEDs/M 21LEDs/ft			
Cutting Length	100mm 3.94"			
Waterproof grade	IP68			
Length/Reel	5m 16.56ft			
Color temperature	● R	● G	● B	● 4000K
Lumens	45lm/m 14lm/ft	138lm/m 42m/ft	26lm/m 8lm/ft	113lm/m 34lm/ft

Note: 'x' (CCT) = "27"(2700K) / "30"(3000K) / "40"(4000K) / "50"(5000K) / "60"(6000K), Please contact us for more information.

### Dimension




※ Please contact our sales for the latest details and certifications

NEON SERIES · IP68 NEON

# IP68 NEON

## 16x16mm White

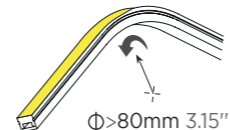


NEON SERIES · IP68 NEON

### Accessories



### Correct bending way



2700K 3000K 4000K 6000K



## IP68 16x16mm / Top Bending

### Technical Details

Product NO.	LD-NV1616-120S24-14P8-W		
Voltage	DC24V		
Power	14W/M 4.39W/ft		
CRI	90 (2835LEDs)		
Led Qty	120LEDs/M 37LEDs/ft		
Cutting Length	50mm 1.97"		
Waterproof grade	IP68		
Length/Reel	5m 16.56ft		
Color temperature	<input checked="" type="radio"/> 2700K	<input checked="" type="radio"/> 3000K	<input checked="" type="radio"/> 4000K <input type="radio"/> 6000K
Lumens	600lm/m 183lm/ft	645lm/m 197lm/ft	685lm/m 209lm/ft    985lm/m 209lm/ft

Note: 'x' (CCT) = "27"(2700K) / "30"(3000K) / "40"(4000K) / "50"(5000K) / "60"(6000K), Please contact us for more information.

### Dimension




\* Please contact our sales for the latest details and certifications

NEON SERIES · IP68 NEON



# IP68 NEON

## 20x18mm DMX RGBW



NEON SERIES · IP68 NEON



2700K 3000K 4000K 6000K



### IP68 20x18mm / Side Bending

#### Technical Details

Product NO.	LD-NV2018-70S24-16P8-RGBW			
Voltage	DC24V			
Power	16W/M 4.87W/ft			
CRI	90 (5050LEDs)			
Led Qty	70LEDs/M 21LEDs/ft			
Cutting Length	100mm 3.94"			
Waterproof grade	IP68			
Length/Reel	5m 16.56ft			
Color temperature	● R	● G	● B	● 4000K
Lumens	65lm/m 19lm/ft	177lm/m 44m/ft	37lm/m 11lm/ft	170lm/m 52lm/ft

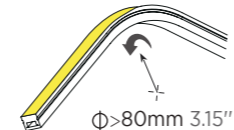
Note: 'x' (CCT) = "27"(2700K) / "30"(3000K) / "40"(4000K) / "50"(5000K) / "60"(6000K), Please contact us for more information.

NEON SERIES · IP68 NEON


#### Accessories




#### Correct bending way



#### Dimension










※ Please contact our sales for the latest details and certifications







# NEON Accessories


## Connector

	Forward-wiring connector kit Single color	804-01-0185
	Left-wiring connector kit Single color	804-01-0186
	Forward-wiring connector kit Dual color	804-01-0187
	Left-wiring connector kit Dual color	804-01-0188
	Forward-wiring connector kit RGB	804-01-0189
	Left-wiring connector kit RGB	804-01-0190
	End-capping kit	804-01-0184





## Cap

	End cap with hole	723-0507-092
	End cap	723-0507-093
	Bottom-wiring end cap	723-0507-096
	Input cap	723-0507-028

## Clips

	Clips	701-0112-341
---------------------------------------------------------------------------------------	-------	--------------

## Profile

	M Profile	913-01-1299-011
	2M	913-01-1299-010
	1M Track	913-01-0299-006
	0.5M Track	913-01-0299-007

A glowing white ring with a vertical bar passing through it, set against a black background. The ring is illuminated from within, creating a bright white glow. The vertical bar is also illuminated, creating a bright white glow. The background is a solid black color.

# 360° Lighting

Unlimited possibilities!


The flexibility enables us to move and interact with the environment in new and unpredictable ways.

# 360° Lighting Series

## 360° Lighting

Φ18mm White / 11W

Φ23mm White / 14W



Matte oil material used on the surface, with excellent wear resistance, no dust, Soft and smooth feel of hand touch.

360° lighting, surface illuminate uniformly without any dark area.

It can be bent freely, with superior flexibility & wide application.

IP65, environmental-friendly silicone material, salt and alkali resistant, UV resistant, flame retardant.



### Accessories

Clips



\* Please contact us for more product accessories.



2700K 3000K 4000K 6000K

### Technical Details


#### Φ18mm 11W White

#### Φ23mm 14W White

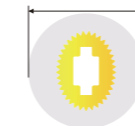
Product NO.	LD-NR18-360S24-11P5-W	LD-NR23-280S24-14P5-W
Voltage	DC24V	DC24V
Power	11W/M 3.35W/ft	14W/M 4.27W/ft
CRI	90 (2835LEDs)	90 (2835LEDs)
Led Qty	360LEDs/M 109LEDs/ft	280LEDs/M 85LEDs/ft
Cutting Length	Arbitrarily Cutting	Arbitrarily Cutting
Waterproof grade	IP65	IP65
Diameter	18mm 0.7"	23mm 0.9"
Color temperature	● 2700K ● 3000K ● 4000K ○ 6000K	● 2700K ● 3000K ● 4000K ○ 6000K
Lumens	740lm/m 225lm/ft 770lm/m 234lm/ft 780lm/m 237lm/ft 780lm/m 237lm/ft	950lm/m 290lm/ft 990lm/m 302lm/ft 1000lm/m 305lm/ft 1000lm/m 305lm/ft

Note: 'x' (CCT) = \*27\*(2700K) / \*30\*(3000K) / \*40\*(4000K) / \*50\*(5000K) / \*60\*(6000K), Please contact us for more information.

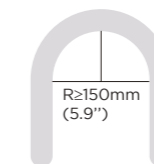
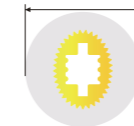
### Dimension



18mm (0.7") Diameter



23mm (0.9") Diameter



\* Please contact our sales for the latest details and certifications

# 360° Lighting Series

## 360° Lighting

Φ23mm / RGB

Φ23mm / SPI



Matte oil material used on the surface, with excellent wear resistance, no dust, Soft and smooth feel of hand touch.

360° lighting, surface illuminate uniformly without any dark area.

It can be bent freely, with superior flexibility & wide application.

IP65, environmental-friendly silicone material, salt and alkali resistant, UV resistant, flame retardant.




### Accessories

Clips




\* Please contact us for more product accessories.



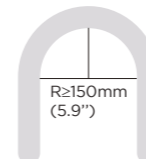
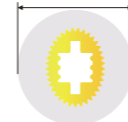
Technical Details	Φ23mm 18W RGB	Φ23mm 16W RGB SPI				
Product NO.	LD-NR23-240S24-18P5-R	LD-NR23-168S24-16P5-AR				
Voltage	DC24V	DC24V				
Power	18W/M 5.49W/ft	16W/M 4.89W/ft				
CRI	/ (3838LEDs)	/ (5050LEDs)				
Led Qty	240LEDs/M 73LEDs/ft	168LEDs/M 51LEDs/ft				
Cutting Length	50mm 1.97"	71.4mm 2.81"				
Waterproof grade	IP65	IP65				
Diameter	23mm 0.9"	23mm 0.9"				
Color temperature	●R ●G ●B	●R ●G ●B				
Lumens	140lm/m 43lm/ft	370lm/m 113lm/ft	75lm/m 23lm/ft	133lm/m 41lm/ft	350lm/m 107lm/ft	60lm/m 18lm/ft

Note: 'x' (CCT) = \*27\*(2700K) / \*30\*(3000K) / \*40\*(4000K) / \*50\*(5000K) / \*60\*(6000K), Please contact us for more information.

### Dimension



23mm (0.9") Diameter



\* Please contact our sales for the latest details and certifications



# 3D Bending NEON

## 8x8mm

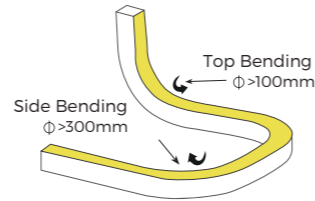
Top&side bending integrated

Mini size, 8x8mm, More free bending and Twist-able  
 High efficacy 2216 Plus LED inside.  
 UV and yellowish resistant, IP67 and salt-mist proof.  
 Easy installation.



NEON SERIES · 3D BENDING

NEON SERIES · 3D BENDING



### Accessories




### Technical Details **8X8mm Free cut**

Product NO.	LD-ND0808E-238S24-05P7-W	8X8mm Mini cut	LD-ND0808-120S24-05P7-W
<b>Voltage</b>	DC24V		DC24V
<b>Power</b>	4.8W/M 1.46W/ft		4.8W/M 1.46W/ft
<b>CRI</b>	90(2216LEDs)		90(2216LEDs)
<b>Led Qty</b>	238LEDs/M 73LEDs/ft		120LEDs/M 36LEDs/ft
<b>Cutting Length</b>	Free cut		29.4mm 1.16"
<b>Waterproof grade</b>	IP67		IP67
<b>Length/Reel</b>	5M 16.56ft		5M 16.56ft
<b>Color temperature</b>	● 2700K ● 3000K ● 4000K ○ 6000K		● 2700K ● 3000K ● 4000K ○ 6000K
<b>Lumens</b>	330lm/m 101lm/ft   340lm/m 104lm/ft   355lm/m 108lm/ft   355lm/m 108lm/ft		385lm/m 117lm/ft   390lm/m 119lm/ft   410lm/m 125lm/ft   410lm/m 125lm/ft

Note: 'x' (CCT) = \*27\*(2700K) / \*30\*(3000K) / \*40\*(4000K) / \*50\*(5000K) / \*60\*(6000K), Please contact us for more information.

### Dimension



\* Please contact our sales for the latest details and certifications





# 3D Bending NEON

## 16x18mm

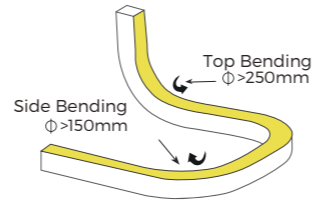
Top&side bending integrated

Free bending and Twist-able, High efficacy 2835 LED inside.  
Dual-color silicone extrusion, UV and yellowish resistant.  
IP67 and salt-mist proof.  
Easy installation.


 Top Bending

 Side Bending

NEON SERIES · 3D BENDING



### Accessories



2700K  3000K  4000K  6000K

## 3D Bending 14W / White / 16x18mm

### Technical Details

Product NO.	LD-ND1618-120S24-14P7-W			
Voltage	DC24V			
Power	14W/M 4.27W/ft			
CRI	90 (2835LEDs)			
Led Qty	120LEDs/M 36LEDs/ft			
Cutting Length	25mm 0.98"			
Waterproof grade	IP67			
Length/Reel	5M 16.56ft			
Color temperature	<input checked="" type="radio"/> 2700K	<input checked="" type="radio"/> 3000K	<input checked="" type="radio"/> 4000K	<input type="radio"/> 6000K
Lumens	700lm/m 213lm/ft	740lm/m 225lm/ft	760lm/m 232lm/ft	760lm/m 232lm/ft

Note: 'x' (CCT) = \*27\*(2700K) / \*30\*(3000K) / \*40\*(4000K) / \*50\*(5000K) / \*60\*(6000K), Please contact us for more information.

### Dimension



\* Please contact our sales for the latest details and certifications

NEON SERIES · 3D BENDING

# COB SERIES

---

COB Honor (24V/12V)

COB Essential

COB Neon

COB Connectors

COB IP Rating







## COB Honor/Weldless

**320LEDS/M 8W 24V/12V**



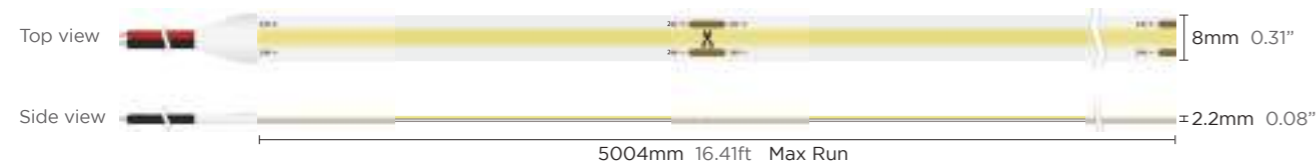
**Product NO. :** LD-C320-24V08-08P0-W ErP

Technical Details

Power	8W/M 2.4W/ft	Lumens		ErP Class	
<b>Voltage</b>	DC24V/DC12V	● 2700K	745lm/m 227lm/ft	F	
<b>CRI</b>	90	● 3000K	810lm/m 246lm/ft	F	
<b>Led Qty</b>	320LEDs/m 97LEDs/ft	● 4000K	840lm/m 256lm/ft	F	
<b>Length/Reel</b>	5004mm 16.41ft	● 6500K	840lm/m 256lm/ft	F	
<b>Cutting Length</b>	50mm 1.97"				
<b>Waterproof grade</b>	IP20 / IP65 / IP68				

Note:'x' (CCT) = "27"(2700K) / "30"(3000K) / "40"(4000K) / "50"(5000K) / "60"(6000K), Please contact us for more information.

### Dimension



\* Please contact our sales for the latest details and certifications



## COB Honor/Weldless

**400LEDS/M 12W 24V/12V**




**Product NO. :** LD-C400-24V10-12P0-W Erp

Technical Details

Power	12W/M 3.66W/ft	Lumens		ErP Class	
<b>Voltage</b>	DC24V/DC12V	● 2700K	1080lm/m 329lm/ft	G	
<b>CRI</b>	90	● 3000K	1060lm/m 323lm/ft	G	
<b>Led Qty</b>	400LEDs/M 121LEDs/ft	● 4000K	1285lm/m 391lm/ft	F	
<b>Length/Reel</b>	5004mm 16.41ft	● 6500K	1285lm/m 391lm/ft	F	
<b>Cutting Length</b>	100mm 3.92"				
<b>Waterproof grade</b>	IP20 / IP65 / IP68				

Note:'x' (CCT) = "27"(2700K) / "30"(3000K) / "40"(4000K) / "50"(5000K) / "60"(6000K), Please contact us for more information.

### Dimension



\* Please contact our sales for the latest details and certifications



## COB Honor/Weldless

480LEDS/M 15W 24V/12V



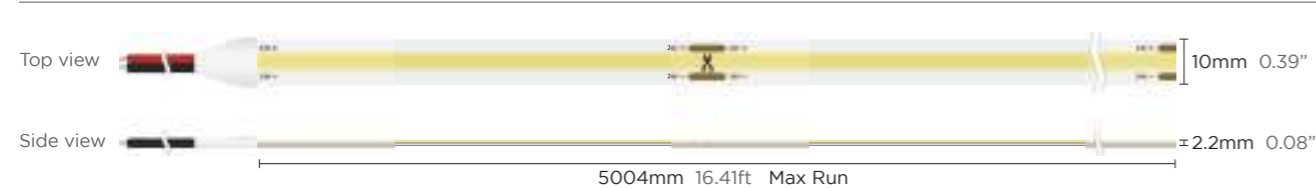
**Product NO. :** LD-C480-24V10-15P0-W ErP

Technical Details

Power	15W/M 4.57W/ft	Lumens		ErP Class	
<b>Voltage</b>	DC24V/DC12V	● 2700K	1350lm/m 411lm/ft	<b>G</b>	
<b>CRI</b>	90	● 3000K	1440lm/m 439lm/ft	<b>F</b>	
<b>Led Qty</b>	480LEDs/M 146LEDs/ft	● 4000K	1440lm/m 439lm/ft	<b>F</b>	
<b>Length/Reel</b>	5004mm 16.41ft	● 6500K	1440lm/m 439lm/ft	<b>F</b>	
<b>Cutting Length</b>	50mm 1.97"				
<b>Waterproof grade</b>	IP20 / IP65 / IP68				

Note: 'x' (CCT) = "27"(2700K) / "30"(3000K) / "40"(4000K) / "50"(5000K) / "60"(6000K), Please contact us for more information.

### Dimension



\* Please contact our sales for the latest details and certifications



## COB Honor/ Weldless/R/G/B/Y

480LEDS/M 10W 24V



**Product NO. :** LD-C480-24V10-10P0-C

Technical Details

Power	10W/M 3.04W/ft	Lumens		Peak WL	
<b>Voltage</b>	DC24V	● R	68lm/m 20lm/ft	Lp=660-670nm	
<b>CRI</b>	-	● G	1180lm/m 359lm/ft	Lp=520-530nm	
<b>Led Qty</b>	480LEDs/M 146LEDs/ft	● B	175lm/m 53lm/ft	Lp=455-465nm	
<b>Length/Reel</b>	5004mm 16.41ft	● Y	800lm/m 244lm/ft	1800K	
<b>Cutting Length</b>	50mm 1.97"				
<b>Waterproof grade</b>	IP20 / IP65 / IP68				

Note: 'x' (CCT) = "27"(2700K) / "30"(3000K) / "40"(4000K) / "50"(5000K) / "60"(6000K), Please contact us for more information.

### Dimension



\* Please contact our sales for the latest details and certifications



## COB Essential/Mini cut 300LEDS/M 10W 12V




**Product NO.** : LD-C300-12V10-10P0-W

### Technical Details

Power	10W/M 3.04W/ft	Lumens		
<b>Voltage</b>	DC12V	● 2700K	650lm/m	198lm/ft
<b>CRI</b>	90	● 3000K	720lm/m	219lm/ft
<b>Led Qty</b>	300LEDs/M 91LEDs/ft	● 4000K	850lm/m	259lm/ft
<b>Length/Reel</b>	2500mm 8.36ft	● 6500K	800lm/m	259lm/ft
<b>Cutting Length</b>	10mm 0.39"			
<b>Waterproof grade</b>	IP20			

Note:'x' (CCT) = "27"(2700K) / "30"(3000K) / "40"(4000K) / "50"(5000K) / "60"(6000K), Please contact us for more information.

### Dimension



\* Please contact our sales for the latest details and certifications



## COB Essential/Mini cut 600LEDS/M 10W 24V




**Product NO.** : LD-C600-24V10-10P0-W

### Technical Details


Power	10W/M 3.04W/ft	Lumens		
<b>Voltage</b>	DC24V	● 2700K	680lm/m	207lm/ft
<b>CRI</b>	90	● 3000K	750lm/m	228lm/ft
<b>Led Qty</b>	600LEDs/M 183LEDs/ft	● 4000K	900lm/m	274lm/ft
<b>Length/Reel</b>	5004mm 16.41ft	● 6500K	820lm/m	250lm/ft
<b>Cutting Length</b>	10mm 0.39"			
<b>Waterproof grade</b>	IP20			

Note:'x' (CCT) = "27"(2700K) / "30"(3000K) / "40"(4000K) / "50"(5000K) / "60"(6000K), Please contact us for more information.

### Dimension



\* Please contact our sales for the latest details and certifications



## COB Essential/Mini PCB 4MM

### 480LEDS/M 4W 24V



**Product NO. :** LD-C480-24V04-04P0-W

#### Technical Details

Power	4W/M 1.21W/ft	Lumens		
<b>Voltage</b>	DC24V	● 2700K	350lm/m	106lm/ft
<b>CRI</b>	90	● 3000K	380lm/m	115lm/ft
<b>Led Qty</b>	480LEDs/M 146LEDs/ft	● 4000K	420lm/m	128lm/ft
<b>Length/Reel</b>	2500mm 8.36ft	● 6500K	400lm/m	121lm/ft
<b>Cutting Length</b>	50mm 1.97"			
<b>Waterproof grade</b>	IP20			

Note:'x' (CCT) = "27"(2700K) / "30"(3000K) / "40"(4000K) / "50"(5000K) / "60"(6000K), Please contact us for more information.

#### Dimension



\* Please contact our sales for the latest details and certifications



## COB Essential/Mini PCB 6MM

### 480LEDS/M 6W 24V



**Product NO. :** LD-C480-24V06-06P0-W

#### Technical Details

Power	6W/M 1.82W/ft	Lumens		
<b>Voltage</b>	DC24V	● 2700K	480lm/m	146lm/ft
<b>CRI</b>	90	● 3000K	580lm/m	176lm/ft
<b>Led Qty</b>	480LEDs/M 146LEDs/ft	● 4000K	630lm/m	192lm/ft
<b>Length/Reel</b>	5004mm 16.41ft	● 6500K	600lm/m	182lm/ft
<b>Cutting Length</b>	50mm 1.97"			
<b>Waterproof grade</b>	IP20			

Note:'x' (CCT) = "27"(2700K) / "30"(3000K) / "40"(4000K) / "50"(5000K) / "60"(6000K), Please contact us for more information.

#### Dimension



\* Please contact our sales for the latest details and certifications



## COB Essential/Tunable White

### 840LEDS/M 20W 24V




**Product NO. :** LD-C840-24V10-20PO-DW

#### Technical Details

<b>Power</b>	20W/M 6.09W/ft	<b>Lumens</b>		
<b>Voltage</b>	DC24V	● 2700K	840lm/m	256lm/ft
<b>CRI</b>	90	● 6500K	900lm/m	274lm/ft
<b>Led Qty</b>	840LEDs/M 256LEDs/ft			
<b>Length/Reel</b>	5004mm 16.41ft			
<b>Cutting Length</b>	50mm 1.97"			
<b>Waterproof grade</b>	IP20 / IP65 / IP68			

Note:'x' (CCT) = "27"(2700K) / "30"(3000K) / "40"(4000K) / "50"(5000K) / "60"(6000K), Please contact us for more information.

#### Dimension



\* Please contact our sales for the latest details and certifications



## COB Essential/R/G/B/Y

### 480LEDS/M 10W 24V



**Product NO. :** LD-C480-24V08-10PO-C

#### Technical Details


<b>Power</b>	10W/M 3.04W/ft	<b>Lumens</b>		
<b>Voltage</b>	DC24V	● R	88lm/m	26lm/ft
<b>CRI</b>	-	● G	1000lm/m	304lm/ft
<b>Led Qty</b>	480LEDs/M 146LEDs/ft			
<b>Length/Reel</b>	5004mm 16.41ft			
<b>Cutting Length</b>	50mm 1.97"			
<b>Waterproof grade</b>	IP20 / IP65 / IP68			

Note:'x' (CCT) = "27"(2700K) / "30"(3000K) / "40"(4000K) / "50"(5000K) / "60"(6000K), Please contact us for more information.

#### Dimension



\* Please contact our sales for the latest details and certifications



## COB Essential/RGB



### 588LEDS/M 15W 24V

Product NO. : LD-C588-24V10-15PO-R

Technical Details

Power	15W/M 4.57W/ft	840LEDS/M 15W 24V	15W/M 4.26W/ft
Voltage	DC24V	840LEDS/M 15W 24V	DC24V
CRI	-	840LEDS/M 15W 24V	-
Led Qty	588LEDS/M 179LEDS/ft	840LEDS/M 15W 24V	840LEDS/M 256LEDS/ft
Length/Reel	5004mm 16.41ft	840LEDS/M 15W 24V	5004mm 16.41ft
Cutting Length	35.7mm 1.4"	840LEDS/M 15W 24V	25mm 0.98"
Waterproof grade	IP20 / IP65 / IP68	840LEDS/M 15W 24V	IP20 / IP65 / IP68

#### Lumens

R	140lm/m	42lm/ft	R	140lm/m	42lm/ft
G	500lm/m	152lm/ft	G	360lm/m	109lm/ft
B	80lm/m	24lm/ft	B	70lm/m	21lm/ft

#### Dimension



\* Please contact our sales for the latest details and certifications



## COB Essential/RGBW

### 840LEDS/M 18W 24V



Product NO. : LD-C840-24V12-18PO-RW


Technical Details

Power	18W/M 5.48W/ft
Voltage	DC24V
CRI	-
Led Qty	840LEDS/M 256LEDS/ft
Length/Reel	5004mm 16.41ft
Cutting Length	33.3mm 1.31"
Waterproof grade	IP20 / IP65 / IP68

Lumens	Peak WL
R 80lm/m 24lm/ft	Lp=620-630nm
G 287lm/m 87lm/ft	Lp=520-530nm
B 85lm/m 25lm/ft	Lp=460-470nm
W 365lm/m 111lm/ft	CCT=3000K

Note: 'x' (CCT) = \*27\*(2700K) / \*30\*(3000K) / \*40\*(4000K) / \*50\*(5000K) / \*60\*(6000K), Please contact us for more information.

#### Dimension



\* Please contact our sales for the latest details and certifications

# COB Neon Spotless Lighting Series

Diffuse design, lights soft, COB PCB.



2700K 3000K 4000K 5000K 6000K

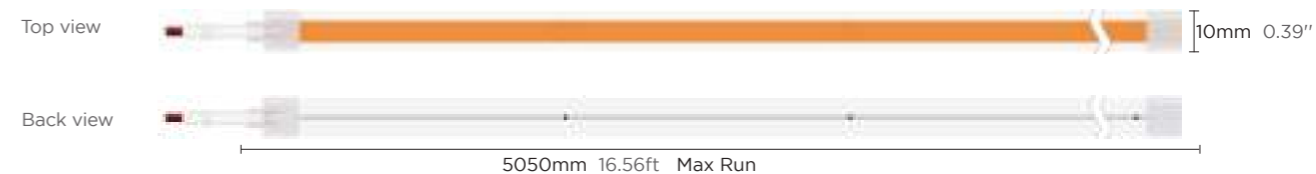
## 10x4mm White 10W



Product NO.	LD-C480-24V10-10P7-W	<b>Lumens</b>
Voltage	DC24V	● 2700K 750lm/m 229lm/ft
Power	10W/M 3.04W/ft	● 3000K 780lm/m 238lm/ft
CRI	90	● 4000K 860lm/m 262lm/ft
Led Qty	480LEDs/M 146LEDs/ft	○ 6000K 860lm/m 262lm/ft
Cutting Length	50mm 1.97"	
Waterproof grade	IP67	
Length/Reel	5050mm 16.56ft	

Note: x (CCT) = "27"(2700K) / "30"(3000K) / "40"(4000K) / "50"(5000K) / "60"(6000K), Please contact us for more information.


### Dimension



### Accessories



※ Please contact our sales for the latest details and certifications



## COB NEON/Black Gold

### 320LEDS/M 8W 24V




Product NO. : LD-C320-24V10-08P7-W

Technical Details

Power	8W/M 2.43W/ft	Lumens		
<b>Voltage</b>	DC24V	● 2700K	480lm/m	146lm/ft
<b>CRI</b>	90	● 3000K	520lm/m	158lm/ft
<b>Led Qty</b>	320LEDS/M 97LEDS/ft	● 4000K	650lm/m	198lm/ft
<b>Length/Reel</b>	5050mm 16.56ft	● 6500K	650lm/m	198lm/ft
<b>Cutting Length</b>	50mm 1.97"			
<b>Waterproof grade</b>	IP67			

Note: 'x' (CCT) = \*27\*(2700K) / \*30\*(3000K) / \*40\*(4000K) / \*50\*(5000K) / \*60\*(6000K), Please contact us for more information.

Dimension



Accessories



\* Please contact our sales for the latest details and certifications

COB SERIES · BLACK GOLD



## COB NEON/White Gold

### 320LEDS/M 8W 24V




Product NO. : LD-C320-24V10-08P7-W

Technical Details

Power	8W/M 2.43W/ft	Lumens		
<b>Voltage</b>	DC24V	● 2700K	480lm/m	146lm/ft
<b>CRI</b>	90	● 3000K	520lm/m	158lm/ft
<b>Led Qty</b>	320LEDS/M 97LEDS/ft	● 4000K	650lm/m	198lm/ft
<b>Length/Reel</b>	5050mm 16.56ft	● 6500K	650lm/m	198lm/ft
<b>Cutting Length</b>	50mm 1.97"			
<b>Waterproof grade</b>	IP67			

Note: 'x' (CCT) = \*27\*(2700K) / \*30\*(3000K) / \*40\*(4000K) / \*50\*(5000K) / \*60\*(6000K), Please contact us for more information.

Dimension



Accessories



\* Please contact our sales for the latest details and certifications

COB SERIES · WHITE GOLD



# Spotless Lighting / Blue



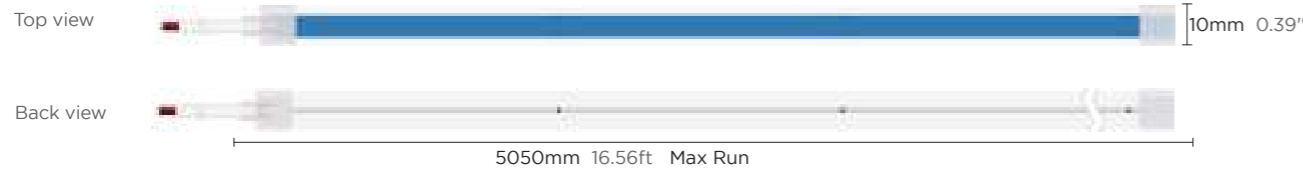
## 10x4mm 10W



Product NO.	LD-C480-24V08-10P7-B	Lumens
Voltage	DC24V	● Blue 109lm/m 33lm/ft
Power	10W/M 3.04W/ft	
CRI	90	
Led Qty	480LEDs/M 146LEDs/ft	
Cutting Length	50mm 1.97"	
Waterproof grade	IP67	
Length/Reel	5050mm 16.56ft	

Note: 'x' (CCT) = "27"(2700K) / "30"(3000K) / "40"(4000K) / "50"(5000K) / "60"(6000K), Please contact us for more information.

### Dimension



### Accessories



\* Please contact our sales for the latest details and certifications

LED STRIP SERIES · SPOTLESS LIGHTING

# Spotless Lighting / Red



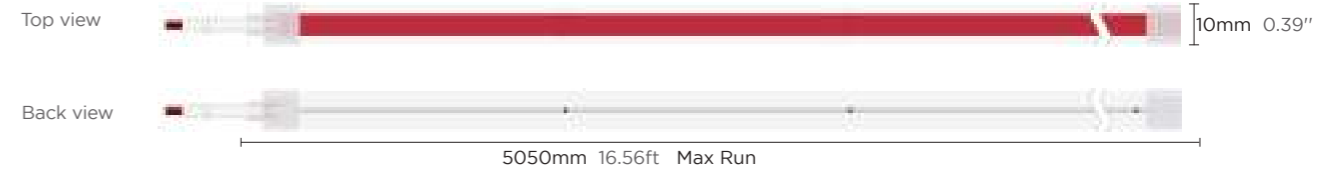
## 10x4mm 10W



Product NO.	LD-C480-24V08-10P7-R	Lumens
Voltage	DC24V	● Red 104lm/m 32lm/ft
Power	10W/M 3.04W/ft	
CRI	90	
Led Qty	480LEDs/M 146LEDs/ft	
Cutting Length	50mm 1.97"	
Waterproof grade	IP67	
Length/Reel	5050mm 16.56ft	

Note: 'x' (CCT) = "27"(2700K) / "30"(3000K) / "40"(4000K) / "50"(5000K) / "60"(6000K), Please contact us for more information.

### Dimension



### Accessories



\* Please contact our sales for the latest details and certifications

LED STRIP SERIES · SPOTLESS LIGHTING

# COB Connectors

## Single Color

Series	Product			PCB Width	Product NO.
	BB PCB to PCB	XB Cable to PCB	BXB PCB to Cable to PCB		
LD- COB H Series Maximum voltage: 36V Maximum current: 5A				8mm	COB2P-C08BB-G1 COB2P-C08XB-G1 COB2P-C08MBXB-G1
				10mm	COB2P-C10BB-G1 COB2P-C10XB-G1 COB2P-C10MBXB-G1
LD- COB E Series Maximum voltage: 36V Maximum current: 5A				8mm	COB2P-C08BB-G1 COB2P-C08XB-G1 COB2P-C08MBXB-G1
				10mm	COB2P-C10BB-G1 COB2P-C10XB-G1 COB2P-C10MBXB-G1

## Tunable

Series	Product			PCB Width	Product NO.
	BB PCB to PCB	XB Cable to PCB	BXB PCB to Cable to PCB		
LD- COB H Series Maximum voltage: 36V Maximum current: 5A				8mm	COB3/4P-C10BB-G1 COB3P-C10XB-G1 COB3P-C10MBXB-G1
				10mm	COB2P-C10BB-G1 COB2P-C10XB-G1 COB2P-C10MBXB-G1

## RGB

Series	Product			PCB Width	Product NO.
	BB PCB to PCB	XB Cable to PCB	BXB PCB to Cable to PCB		
LD- COB H Series Maximum voltage: 36V Maximum current: 5A				10mm	COB3/4P-C10BB-G1 COB4P-C10XB-G1 COB4P-C10MBXB-G1
LD- COB E Series Maximum voltage: 36V Maximum current: 5A			/	10mm	COB4P-C10BB SMD4P-C10BB COB4P-C10XB

# COB IP Rating

<p><b>IP20</b> Ribbon Series</p>	
<p><b>IP65</b> Hollow Extrusion</p>	
<p><b>NEON IP67</b></p>	
<p><b>IP68</b> Jade series</p>	

# FLEXIBLE WALL WASHER SERIES

---

Module Wall washer

3D Wall washer

Rainbow Wall washer

Spotless wall washer

Mini wall washer




# Module Wall washer

30x21mm

White / 36W / 24V





1 Module 1 Cutting,  
Washing height up to 7m.  
UV resistant PC lens, IP67 for outdoor application.  
Designed for unconventional space,  
not just appearance, more creativity and feasibility.



FLEXIBLE WALL WASHER · MODULE WALL WASHER

  
1 Module 1 Cut

  
Warranty


 20°, 30°,  
40°, 15°x40°  
Various beam angle are available.



Technical Details		Product NO. : LD-WE3021-20S24V-36P7-DX-W			
<b>Voltage</b>	DC24V				
<b>Power</b>	36W/M 10.97W/ft				
<b>CRI</b>	80 (3030LEDs)				
<b>Led Qty</b>	20LEDs/M 6LEDs/ft				
<b>Cutting Length</b>	300mm 11.8"				
<b>Waterproof grade</b>	IP67				
<b>Length/Reel</b>	2.4m 7.87ft				
<b>Lumens</b>	20°	30°	40°	15x40°	
● 2700K	2235lm/m 681lm/ft	2270lm/m 692lm/ft	2055lm/m 627lm/ft	1945lm/m 593lm/ft	
● 3000K	2630lm/m 802lm/ft	2670lm/m 814lm/ft	2420lm/m 738lm/ft	2280lm/m 695lm/ft	
● 4000K	3060lm/m 933lm/ft	3140lm/m 957lm/ft	2850lm/m 869lm/ft	2520lm/m 768lm/ft	
○ 5000K	3060lm/m 933lm/ft	3140lm/m 957lm/ft	2850lm/m 869lm/ft	2520lm/m 768lm/ft	

Note: 'x' (CCT) = "27"(2700K) / "30"(3000K) / "40"(4000K) / "50"(5000K) / "60"(6000K), Please contact us for more information.

## Dimension



\* Please contact our sales for the latest details and certifications

FLEXIBLE WALL WASHER · MODULE WALL WASHER

# Module Wall washer

30x20mm

White / RGBW / 36W / 24V

Break through space limitations.  
Designed for unconventional space  
Not just appearance, more creativity and feasibility




Side bending



Correct bending way



FLEXIBLE WALL WASHER · MODULE WALL WASHER



## White / Side bending

Product NO.  
LD-WE3020-20S24V-36P7-DX-W

<b>Voltage</b>	DC24V
<b>Power</b>	36W/M 10.97W/ft
<b>CRI</b>	80 (3030LEDs)
<b>Led Qty</b>	20LEDs/M 6LEDs/ft
<b>Cutting Length</b>	300mm 11.8"
<b>Waterproof grade</b>	IP67
<b>Length/Reel</b>	1.2m/2.4m 3.93ft/7.87ft

Lumens	20°	30°	45°	60°	20x45°
● 2700K	2469lm/m 752lm/ft	2418lm/m 737lm/ft	2160lm/m 658lm/ft	2109lm/m 642lm/ft	2160lm/m 658lm/ft
● 3000K	2469lm/m 752lm/ft	2418lm/m 737lm/ft	2160lm/m 658lm/ft	2109lm/m 642lm/ft	2160lm/m 658lm/ft
● 4000K	2666lm/m 812lm/ft	2610lm/m 795lm/ft	2333lm/m 711lm/ft	2277lm/m 694lm/ft	2333lm/m 711lm/ft
○ 5000K	2863lm/m 872lm/ft	2804lm/m 854lm/ft	2506lm/m 764lm/ft	2446lm/m 745lm/ft	2506lm/m 764lm/ft

## RGBW Side bending


Product NO.  
LD-WE3020-20S24V-36P7-DX-RW

<b>Voltage</b>	DC24V
<b>Power</b>	36W/M 10.97W/ft
<b>CRI</b>	80 (3535LEDs)
<b>Led Qty</b>	20LEDs/M 6LEDs/ft
<b>Cutting Length</b>	300mm 11.8"
<b>Waterproof grade</b>	IP67
<b>Length/Reel</b>	1.2m/2.4m 3.93ft/7.87ft

	20°	30°	45°	60°	20x45°
● R	237lm/m 72lm/ft	231lm/m 70lm/ft	207lm/m 63lm/ft	203lm/m 61lm/ft	207lm/m 63lm/ft
● G	591lm/m 180lm/ft	579lm/m 176lm/ft	518lm/m 157lm/ft	506lm/m 154lm/ft	518lm/m 157lm/ft
● B	96lm/m 29lm/ft	95lm/m 28lm/ft	84lm/m 25lm/ft	83lm/m 25lm/ft	84lm/m 25lm/ft
○ White	464lm/m 141lm/ft	483lm/m 147lm/ft	432lm/m 131lm/ft	422lm/m 128lm/ft	432lm/m 131lm/ft

Note: 'x' (CCT) = "27"(2700K) / "30"(3000K) / "40"(4000K) / "50"(5000K) / "60"(6000K), Please contact us for more information.

## Dimension



\* Please contact our sales for the latest details and certifications

FLEXIBLE WALL WASHER · MODULE WALL WASHER

# 3D Wall washer

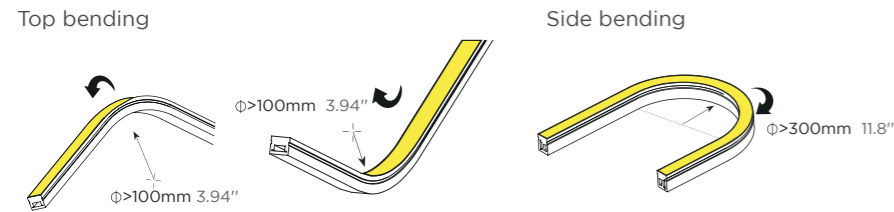


**24x18mm**  
**CCT / 26W / 24V**

3D bending and top lighting,  
Free cutting, 1 LED 1 cutting.  
IP67 and Easy installation.  
Min top bending diameter 100mm, Min side bending diameter 300mm.  
Beam angles of 20°, 30°, 40°, 15°x 40° are available.



Correct bending way



## CCT 3D Bending

**Product NO.**  
LD-W2418-24S24V-26P7-DX-W

<b>Voltage</b>	DC24V			
<b>Power</b>	26W/M 7.93W/ft			
<b>CRI</b>	90 (3030LEDs)			
<b>Led Qty</b>	24LEDs/M 7LEDs/ft			
<b>Cutting Length</b>	41.67mm 1.64"			
<b>Waterproof grade</b>	IP67			
<b>Length/Reel</b>	5020mm 16.46ft			
<b>Lumens</b>	20°	30°	40°	15x40°
● 2700K	1820lm/m 555lm/ft	1845 lm/m 565lm/ft	1665lm/m 510lm/ft	1560lm/m 475lm/ft
● 3000K	1845lm/m 560lm/ft	1870 lm/m 570lm/ft	1715lm/m 520lm/ft	1610lm/m 490lm/ft
● 4000K	2155lm/m 657lm/ft	2210lm/m 675lm/ft	2025lm/m 617lm/ft	1790lm/m 545lm/ft
● 5000K	2155lm/m 657lm/ft	2210lm/m 675lm/ft	2025lm/m 617lm/ft	1790lm/m 545lm/ft

Note: 'x' (CCT) = "27"(2700K) / "30"(3000K) / "40"(4000K) / "50"(5000K) / "60"(6000K), Please contact us for more information.

## Dimension



\* Please contact our sales for the latest details and certifications

# 3D Wall washer

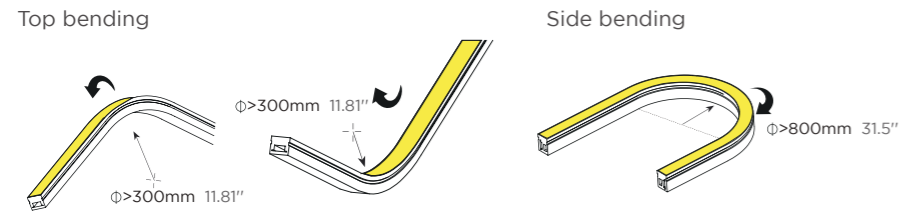


**27x16mm**  
**CCT / 24W / 24V**

Easy installation.  
Min top bending radius 300mm, min side bending radius 800mm.  
Beam angles of 20°, 30°, 45°, 60°, 20°x 45° are available.



Correct bending way



## CCT 3D Bending

**Product NO.**  
LD-W2716-24S24V-24P7-DX-W

Technical Details

<b>Voltage</b>	DC24V						
<b>Power</b>	24W/M 7.31W/ft						
<b>CRI</b>	90 (3030LEDs)						
<b>Led Qty</b>	24LEDs/M 7LEDs/ft						
<b>Cutting Length</b>	41.67mm 1.64"						
<b>Waterproof grade</b>	IP67						
<b>Length/Reel</b>	5020mm 16.46ft						
<b>Lumens</b>	20°	30°	45°	60°	20x45°		
● 2700K	1965lm/m 599lm/ft	1925lm/m 587lm/ft	1750lm/m 533lm/ft	1750lm/m 533lm/ft	1785lm/m	544lm/ft	
● 3000K	1965lm/m 599lm/ft	1925lm/m 586lm/ft	1750lm/m 533lm/ft	1750lm/m 533lm/ft	1785lm/m	544lm/ft	
● 4000K	2120lm/m 646lm/ft	2080lm/m 634lm/ft	1890lm/m 576lm/ft	1890lm/m 576lm/ft	1930lm/m	588lm/ft	
● 5000K	2245lm/m 684lm/ft	2200lm/m 670lm/ft	2000lm/m 670lm/ft	2000lm/m 670lm/ft	2040lm/m	621lm/ft	

Note: 'x' (CCT) = "27"(2700K) / "30"(3000K) / "40"(4000K) / "50"(5000K) / "60"(6000K), Please contact us for more information.

## Dimension



\* Please contact our sales for the latest details and certifications

# Rainbow Wall washer





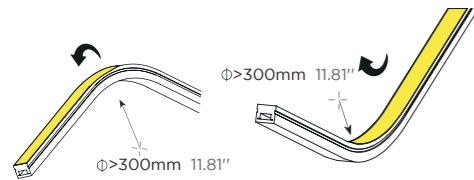
## 27x16mm RGB Top Bending / RGBW Top Bending 24W / 24V

Min top bending radius 15 cm, min side bending radius 40cm.  
Beam angles of 20°, 30°, 45°, 60°, 20°x 45° are available.



Correct bending way

Top bending



### RGB Top bending

Product NO. LD-W2716-24S24V-24P7-DX-R

<b>Voltage</b>	DC24V
<b>Power</b>	24W/M 7.31W/ft
<b>CRI</b>	- (3030LEDs)
<b>Led Qty</b>	24LEDs/M 7LEDs/ft
<b>Cutting Length</b>	250mm 9.84"
<b>Waterproof grade</b>	IP67
<b>Length/Reel</b>	5020mm 16.46ft

Lumens	20°	30°	45°	60°	20x45°
<b>R</b> ● Lp=625nm	262lm/m 79lm/ft	230lm/m 70lm/ft	205lm/m 79lm/ft	205lm/m 79lm/ft	210lm/m 64lm/ft
<b>G</b> ● Lp=525nm	556lm/m 169lm/ft	486lm/m 148lm/ft	435lm/m 132lm/ft	435lm/m 132lm/ft	445lm/m 135lm/ft
<b>B</b> ● Lp=465nm	120lm/m 36lm/ft	105lm/m 32lm/ft	94lm/m 28lm/ft	94lm/m 28lm/ft	96lm/m 29lm/ft



### RGBW Top bending

Product NO. LD-W2716-24S24V-24P7-DX-RW

<b>Voltage</b>	DC24V
<b>Power</b>	24W/M 7.31W/ft
<b>CRI</b>	80 (3535LEDs)
<b>Led Qty</b>	24LEDs/M 7LEDs/ft
<b>Cutting Length</b>	250mm 9.84"
<b>Waterproof grade</b>	IP67
<b>Length/Reel</b>	5020mm 16.46ft

Lumens	20°	30°	45°	60°	20x45°
<b>R</b> ●	225lm/m 68lm/ft	220lm 67lm/ft	200lm 60lm/ft	200lm 60lm/ft	205lm 79lm/ft
<b>G</b> ●	570lm/m 173lm/ft	560lm 170lm/ft	510lm 155lm/ft	510lm 155lm/ft	520lm 158lm/ft
<b>B</b> ●	185lm/m 56lm/ft	180lm 54lm/ft	165lm 50lm/ft	165lm 50lm/ft	170lm 51lm/ft
○ White	480lm/m 146lm/ft	470lm 143lm/ft	425lm 129lm/ft	425lm 129lm/ft	430lm 131lm/ft
● 3000K					

Note: 'x' (CCT) = "27"(2700K) / "30"(3000K) / "40"(4000K) / "50"(5000K) / "60"(6000K), Please contact us for more information.

### Dimension



\* Please contact our sales for the latest details and certifications



# Spotless wall washer


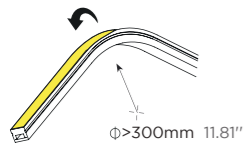
**24x21mm / 30°\*100°**  
**White / RGB / RGBW**

Top bending and top emitting product.  
 Uniform illumination, better cost-effectiveness.  
 IP65 and salt-mist proof, L70B50 > 50,000hrs Min.  
 Bending radius 15 cm, beam angles 30°\*100°.



Correct bending way

Top bending



**White**



**RGB**



**RGBW**



**Product NO.**

LD-W2421-70S24V-20P5-D30-W

**Product NO.**

LD-W2421-70S24V-20P5-D30-R


**Product NO.**

LD-W2421-70S24V-20P5-D30-RW

	White	RGB	RGBW
<b>Voltage</b>	DC24V	DC24V	DC24V
<b>Power</b>	20W/M 6.09W/ft	20W/M 6.09W/ft	20W/M 6.09W/ft
<b>CRI</b>	90 (2835LEDs)	- (5050LEDs)	80 (5050RGB+2835LEDs)
<b>Led Qty</b>	70LEDs/M 21LEDs/ft	70LEDs/M 21LEDs/ft	70LEDs/M 21LEDs/ft
<b>Cutting Length</b>	100mm 3.93"	100mm 3.93"	100mm 3.93"
<b>Waterproof grade</b>	IP65	IP65	IP65
<b>Length/Reel</b>	5020mm 16.46ft	5020mm 16.46ft	5020mm 16.46ft
<b>Lumens</b>	30x100°	Peak WL 30x100°	Peak WL 30x100°
	<ul style="list-style-type: none"> <li>● 2700K 1700lm/m 518lm/ft</li> <li>● 3000K 1800lm/m 548lm/ft</li> <li>● 4000K 1900lm/m 579lm/ft</li> <li>○ 5000K 1900lm/m 579lm/ft</li> </ul>	<ul style="list-style-type: none"> <li>● R Lp=640-630nm 175lm/m 53lm/ft</li> <li>● G Lp=520-530nm 455lm/m 138lm/ft</li> <li>● B Lp=460-470nm 115lm/m 35lm/ft</li> </ul>	<ul style="list-style-type: none"> <li>● R Lp=640-630nm 130lm/m 39lm/ft</li> <li>● G Lp=520-530nm 300lm/m 91lm/ft</li> <li>● B Lp=460-470nm 85lm/m 25lm/ft</li> <li>○ White ● 3000K 400lm/m 121lm/ft</li> </ul>

Note: 'x' (CCT) = \*27\*(2700K) / \*30\*(3000K) / \*40\*(4000K) / \*50\*(5000K) / \*60\*(6000K), Please contact us for more information.

## Dimension



\* Please contact our sales for the latest details and certifications

# Spotless wall washer

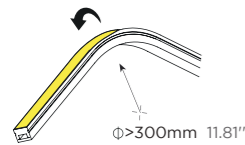
**24x20mm / 60\*100°**  
**White**

Top bending and top emitting product.  
Uniform illumination, better cost-effectiveness.  
IP65 and salt-mist proof, L70B50 > 50,000hrs Min.



Correct bending way

Top bending



2700K 3000K 4000K 6000K


## 24x20mm 19W

Technical Details **Product NO.** LD-W2420-60S24V-19P5-D60-W Erp

<b>Voltage</b>	DC24V	
<b>Power</b>	19.2W/M 5.85W/ft	
<b>CRI</b>	90 (2835LEDs)	
<b>Led Qty</b>	60LEDs/M 18LEDs/ft	
<b>Cutting Length</b>	100mm 3.93"	
<b>Waterproof grade</b>	IP65	
<b>Length/Reel</b>	5020mm 16.46ft	
<b>Lumens</b>	60x100°	
	● 2700K	1535lm/m 468lm/ft
	● 3000K	1575lm/m 480lm/ft
	● 4000K	1700lm/m 518lm/ft
	○ 6000K	1700lm/m 518lm/ft

Note: 'x' (CCT) = \*27\*(2700K) / \*30\*(3000K) / \*40\*(4000K) / \*50\*(5000K) / \*60\*(6000K), Please contact us for more information.

## Dimension



\* Please contact our sales for the latest details and certifications



## 12x8mm Mini wall washer

2835 SMD/5050 SMD



### 56LEDs/M 14W 30°

### 60LEDs/M 14W 60°

Technical Details  
Product NO. LD-W1208-56S24V-14P7-D30-W

Technical Details  
Product NO. LD-W1208-60S24V-14P7-D60-W

Parameter	56LEDs/M 14W 30°	60LEDs/M 14W 60°
Power	14.4W/M 4.39W/ft	14.4W/M 4.39W/ft
Voltage	DC24V	DC24V
CRI	90 (2835LEDs)	90 (5050LEDs)
Led Qty	56LEDs/M 17LEDs/ft	60LEDs/M 18LEDs/ft
Length/Reel	5020mm 16.46ft	5020mm 16.46ft
Cutting Length	125mm 4.92" / 6LEDs Group	100mm 3.93" / 7LEDs Group
Waterproof grade	IP67	IP67
Lumens	<ul style="list-style-type: none"> <li>2700K 1190lm/m 362lm/ft</li> <li>3000K 1260lm/m 387lm/ft</li> <li>4000K 1344lm/m 409lm/ft</li> <li>5000K 1288lm/m 392lm/ft</li> </ul>	<ul style="list-style-type: none"> <li>2700K 838lm/m 255lm/ft</li> <li>3000K 856lm/m 260lm/ft</li> <li>4000K 920lm/m 280lm/ft</li> <li>5000K 875lm/m 266lm/ft</li> </ul>

Note: 'x' (CCT) = \*27\*(2700K) / \*30\*(3000K) / \*40\*(4000K) / \*50\*(5000K) / \*60\*(6000K), Please contact us for more information.

### Dimension



### Accessories



\* Please contact our sales for the latest details and certifications

FLEXIBLE WALL WASHER · MINI WALL WASHER



## 20x10mm Mini wall washer

3030 SMD



### 24LEDs/M 18W 24V 15°, 30°, 45°, 60°, 25x45°, 25x45x10°

Product NO. LD-W2010-24S4V-18P7-DX-W ErP

Technical Details

Power	Voltage	CRI	Led Qty	Length/Reel	Cutting Length	Waterproof grade
18W/M 5.49W/ft	DC24V	80	24LEDs/M 7LEDs/ft	5020mm 16.46ft	125mm/ 3LEDs Group 4.92" / 3LEDs Group	IP67
Lumens	15°	30°	45°	60°	25x45°	25x45x10°
2700K	1680lm/m 512lm/ft	1660lm/m 506lm/ft	1640lm/m 500lm/ft	1620lm/m 493lm/ft	1580lm/m 481lm/ft	1560lm/m 475lm/ft
3000K	1780lm/m 542lm/ft	1760lm/m 536lm/ft	1740lm/m 530lm/ft	1720lm/m 524lm/ft	1740lm/m 530lm/ft	1720lm/m 524lm/ft
4000K	1800lm/m 548lm/ft	1800lm/m 548lm/ft	1780lm/m 542lm/ft	1760lm/m 536lm/ft	1780lm/m 542lm/ft	1760lm/m 536lm/ft
5000K	1840lm/m 560lm/ft	1840lm/m 560lm/ft	1820lm/m 554lm/ft	1800lm/m 548lm/ft	1820lm/m 554lm/ft	1800lm/m 548lm/ft

Note: 'x' (CCT) = \*27\*(2700K) / \*30\*(3000K) / \*40\*(4000K) / \*50\*(5000K) / \*60\*(6000K), Please contact us for more information.

### Dimension



### Accessories



\* Please contact our sales for the latest details and certifications

FLEXIBLE WALL WASHER · MINI WALL WASHER



## 20x10mm Mini wall washer

5050 SMD/RGB/RGBW



**RGB** 28LEDS/M 19W 24V  
30°, 60°, 25\*45°

**RGBW** 28LEDS/M 24W 24V  
30°, 60°, 25\*45°

LD-W2010-28S24V-19P7-DX-R

LD-W2010-28S24V-24P7-DX-RW

Power	19.2W/M 5.85W/ft	24W/M 7.31W/ft
<b>Power</b>	19.2W/M 5.85W/ft	24W/M 7.31W/ft
<b>Voltage</b>	DC24V	DC24V
<b>CRI</b>	/ (5050LEDs)	/ (5050LEDs)
<b>Led Qty</b>	28LEDS/M 8LEDS/ft	28LEDS/M 8LEDS/ft
<b>Length/Reel</b>	5020mm 16.46ft	5020mm 16.46ft
<b>Cutting Length</b>	250mm 9.84" / 7LEDs Group	250mm 9.84" / 7LEDs Group
<b>Waterproof grade</b>	IP67	IP67
<b>Lumens</b>	<span style="color:red">R</span> 168lm/m 51lm/ft <span style="color:green">G</span> 432lm/m 131lm/ft <span style="color:blue">B</span> 78lm/m 23lm/ft	<span style="color:red">R</span> 168lm/m 51lm/ft <span style="color:green">G</span> 432lm/m 131lm/ft <span style="color:blue">B</span> 78lm/m 23lm/ft <span style="color:white">W</span> 570lm/m 173lm/ft

Note: 'x' (CCT) = "27"(2700K) / "30"(3000K) / "40"(4000K) / "50"(5000K) / "60"(6000K), Please contact us for more information.

### Dimension



### Accessories



\* Please contact our sales for the latest details and certifications

FLEXIBLE WALL WASHER · MINI WALL WASHER



## 20x10mm Mini wall washer

3030 SMD/Single white Digital/DMX control

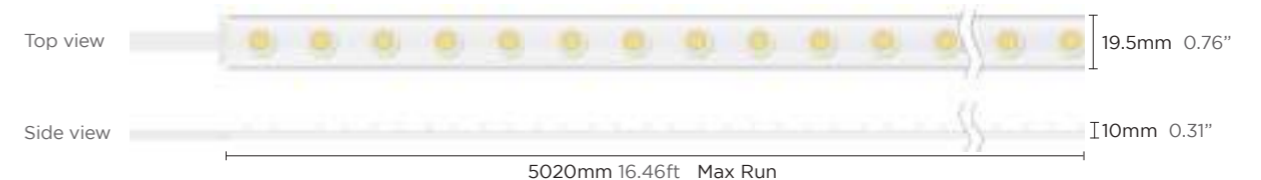


LD-W2010-24S24V-18P7-DX-DW

Power	Voltage	CRI	Led Qty	Length/Reel	Cutting Length	Waterproof grade
18W/M 5.49W/ft	DC24V	80 (3030LEDs)	24LEDS/m 7LEDS/ft	5020mm 16.46ft	125mm/ 3LED Group 4.92" / 3LED Group	IP67
Lumens	15°	30°	45°	60°	25x45°	25x45x10°
● 2700K	1590lm/m 484lm/ft	1570lm/m 478lm/ft	1500lm/m 457lm/ft	1480lm/m 451lm/ft	1500lm/m 457lm/ft	1480lm/m 451lm/ft
● 3000K	1690lm/m 515lm/ft	1670lm/m 509lm/ft	1650lm/m 503lm/ft	1630lm/m 496lm/ft	1650lm/m 503lm/ft	1630lm/m 496lm/ft
● 4000K	1730lm/m 527lm/ft	1710lm/m 521lm/ft	1690lm/m 515lm/ft	1670lm/m 509lm/ft	1690lm/m 515lm/ft	1670lm/m 509lm/ft
● 5000K	1760lm/m 536lm/ft	1750lm/m 533lm/ft	1730lm/m 527lm/ft	1710lm/m 521lm/ft	1730lm/m 527lm/ft	1710lm/m 521lm/ft

Note: 'x' (CCT) = "27"(2700K) / "30"(3000K) / "40"(4000K) / "50"(5000K) / "60"(6000K), Please contact us for more information.

### Dimension



### Accessories



\* Please contact our sales for the latest details and certifications

FLEXIBLE WALL WASHER · MINI WALL WASHER

# LED STRIP SERIES

---

Honor Series (24V / 12V)

2835 / 5050

ErP Series

2835 Reel To Reel Series

Ultra-Long Series

Mini LED Series

2216 Plus

Colorful Series

CRI 98+

CRI 95+



# Honor Series


High CRI, CRI>90;  
High luminous efficiency, which up to 100lm/w;  
High color consistency, SDCM<5, optional for SDCM<3

# Honor Series


## 2835 Low Power 12V/24V



### Waterproof grade



### Dimension



	L1	L2	L3	W4
LD-2835L-24-60S08-05PO-W	5m 16.41ft	100mm 3.94"	16.7mm 0.66"	8mm 0.31"
LD-2835L-24-96S10-07PO-W	5m 16.41ft	62.5mm 2.46"	10.4mm 0.41"	8mm 0.31"
LD-2835L-24-120S08-09PO-W	5m 16.41ft	50mm 1.97"	8.3mm 0.33"	8mm 0.31"
LD-2835L-24-180S10-14PO-W	5m 16.41ft	33.3mm 1.31"	5.6mm 0.22"	10mm 0.39"
LD-2835L-24-240S10-19PO-W	5m 16.41ft	25mm 0.98"	4.2mm 0.17"	10mm 0.39"

Technical Details	60LEDs/M 4.8W 24V/12V	96LEDs/M 7.6W
	LD-2835L-24-60S08-05PO-W	LD-2835L-24-96S10-07PO-W
Power	4.8W/M 1.46W/ft	7.6W/M 2.32W/ft
Voltage	DC24V / DC12V	DC24V
CRI	90	90
Led Qty	60LEDs/M 18LEDs/ft	96LEDs/M 29LEDs/ft
Length/Reel	5M 16.41ft	5M 16.41ft
Waterproof grade	IP20/IP62/IP65/IP67/IP68	IP20/IP62/IP65/IP67/IP68

Technical Details	120LEDs/M 9.6W 24V/12V	180LEDs/M 14.4W
	LD-2835L-24-120S08-09PO-W	LD-2835L-24-180S10-14PO-W
Power	9.6W/M 2.93W/ft	14.4W/M 4.39W/ft
Voltage	DC24V / DC12V	DC24V
CRI	90	90
Led Qty	120LEDs/M 36LEDs/ft	180LEDs/M 54LEDs/ft
Length/Reel	5M 16.41ft	5M 16.41ft
Waterproof grade	IP20/IP62/IP65/IP67/IP68	IP20/IP62/IP65/IP67/IP68

Technical Details	240LEDs/M 19.2W
	LD-2835L-24-240S10-19PO-W
Power	19.2W/M 5.85W/ft
Voltage	DC24V
CRI	90
Led Qty	240LEDs/M 73LEDs/ft
Length/Reel	5M 16.41ft
Waterproof grade	IP20/IP62/IP65/IP67/IP68

	Lumens	60LEDs/M	96LEDs/M	120LEDs/M	180LEDs/M	240LEDs/M
● 2200K	385lm/m 117lm/ft	610lm/m 186lm/ft	770lm/m 235lm/ft	1150lm/m 351lm/ft	1535lm/m 468lm/ft	
● 2400K	410lm/m 125lm/ft	645lm/m 197lm/ft	820lm/m 250lm/ft	1220lm/m 372lm/ft	1630lm/m 497lm/ft	
● 2700K	455lm/m 139lm/ft	720lm/m 220lm/ft	910lm/m 277lm/ft	1370lm/m 418lm/ft	1820lm/m 555lm/ft	
● 3000K	480lm/m 146lm/ft	760lm/m 232lm/ft	960lm/m 293lm/ft	1440lm/m 439lm/ft	1920lm/m 585lm/ft	
● 4000K	490lm/m 149lm/ft	775lm/m 236lm/ft	980lm/m 299lm/ft	1470lm/m 448lm/ft	1960lm/m 598lm/ft	
● 5000K	490lm/m 149lm/ft	775lm/m 236lm/ft	980lm/m 299lm/ft	1470lm/m 448lm/ft	1960lm/m 598lm/ft	
● 6500K	490lm/m 149lm/ft	775lm/m 236lm/ft	980lm/m 299lm/ft	1470lm/m 448lm/ft	1960lm/m 598lm/ft	

Note: 'x' (CCT) = "27"(2700K) / "30"(3000K) / "40"(4000K) / "50"(5000K) / "60"(6000K), Please contact us for more information.

\* Please contact our sales for the latest details and certifications

### Connectors List



\* Please Go to page 248 for Accessory and Connector Usage Guidelines.

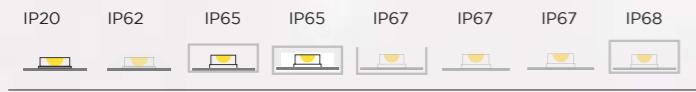
# Honor Series

## 2835 Regular Power 12V/24V

High CRI, CRI>90;  
High luminous efficiency, which up to 100lm/w;  
High color consistency, SDCM<5, optional for SDCM<3



### Waterproof grade



### Connectors List



\* Please Go to page 248 for Accessory and Connector Usage Guidelines.

LED STRIP SERIES · HONOR SERIES

LED STRIP SERIES · HONOR SERIES

	30LEDs/M 8.5W	60LEDs/M 10W 24V/12V
<b>Technical Details</b>	LD-2835H-24-30S10-08PO-W	LD-2835H-24-60S10-10PO-W
<b>Power</b>	8.5W/M 2.59W/ft	10W/M 3.05W/ft
<b>Voltage</b>	DC24V	DC24V / DC12V
<b>CRI</b>	90	90
<b>Led Qty</b>	30LEDs/M 9LEDs/ft	60LEDs/M 18LEDs/ft
<b>Length/Reel</b>	5M 16.41ft	5M 16.41ft
<b>Waterproof grade</b>	IP20/IP62/IP65/IP67/IP68	IP20/IP62/IP65/IP67/IP68

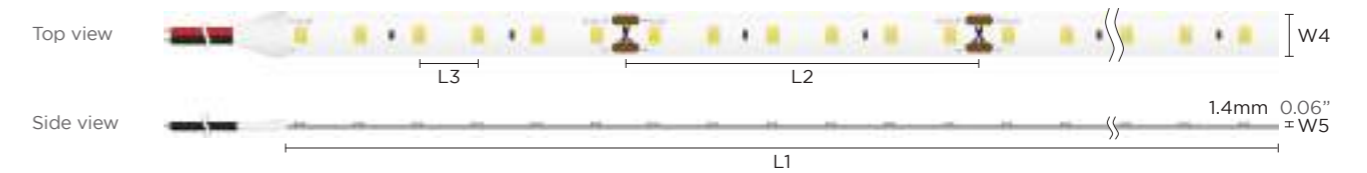
	60LEDs/M 14.4W 24V/12V	120LEDs/M 19.2W 24V/12V
<b>Technical Details</b>	LD-2835H-24-60S10-14PO-W	LD-2835H-24-120S10-19PO-W
<b>Power</b>	14.4W/M 4.39W/ft	19.2W/M 5.85W/ft
<b>Voltage</b>	DC24V / DC12V	DC24V / DC12V
<b>CRI</b>	90	90
<b>Led Qty</b>	60LEDs/M 18LEDs/ft	120LEDs/M 36LEDs/ft
<b>Length/Reel</b>	5M 16.41ft	5M 16.41ft
<b>Waterproof grade</b>	IP20/IP62/IP65/IP67/IP68	IP20/IP62/IP65/IP67/IP68

Lumens	30LEDs/M	60LEDs/M	60LEDs/M	120LEDs/M
● 2200K	550lm/m 168lm/ft	780lm/m 238lm/ft	1000lm/m 305lm/ft	1550lm/m 473lm/ft
● 2400K	600lm/m 183lm/ft	870lm/m 265lm/ft	1060lm/m 323lm/ft	1730lm/m 527lm/ft
● 2700K	660lm/m 201lm/ft	910lm/m 277lm/ft	1180lm/m 360lm/ft	1800lm/m 549lm/ft
● 3000K	680lm/m 207lm/ft	950lm/m 290lm/ft	1210lm/m 369lm/ft	1870lm/m 570lm/ft
● 4000K	720lm/m 220lm/ft	1000lm/m 305lm/ft	1350lm/m 412lm/ft	1970lm/m 601lm/ft
● 5000K	720lm/m 220lm/ft	1000lm/m 305lm/ft	1350lm/m 412lm/ft	1970lm/m 601lm/ft
● 6500K	700lm/m 213lm/ft	990lm/m 302lm/ft	1320lm/m 402lm/ft	1920lm/m 585lm/ft

Note: 'x' (CCT) = "27"(2700K) / "30"(3000K) / "40"(4000K) / "50"(5000K) / "60"(6000K), Please contact us for more information.

\* Please contact our sales for the latest details and certifications

### Dimension



	L1	L2	L3	W4
LD-2835H-24-30S10-08PO-W	5m 16.41ft	166.7mm 6.56"	33.3mm 1.31"	8mm 0.31"
LD-2835H-24-60S10-10PO-W	5m 16.41ft	100mm 3.94"	16.7mm 0.66"	8mm 0.31"
LD-2835H-24-60S10-14PO-W	5m 16.41ft	100mm 3.94"	16.7mm 0.66"	10mm 0.39"
LD-2835H-24-120S10-19PO-W	5m 16.41ft	50mm 1.97"	8.3mm 0.33"	10mm 0.39"



# Honor Series

## 2835 Mini Cut 12V/24V

Mini cut unit down to 8.33mm.  
12V / 24V voltage for option.  
Different color temperature are available.



LED STRIP SERIES · HONOR SERIES



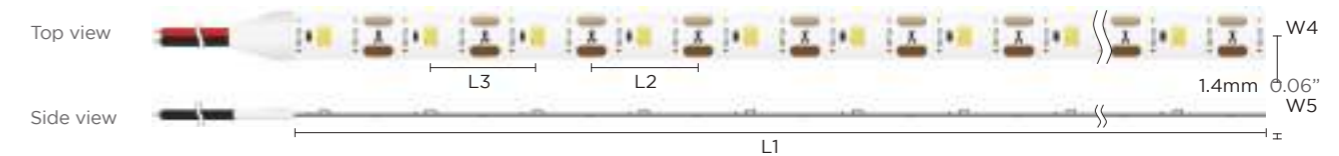
Technical Details	60LEDs/M 12V/24V	120LEDs/M 12V/24V
	LD-E2835L-24-60S08-07P0-W	LD-E2835L-24-120S08-10P0-W
Power	7.2W/M 2.19W/ft	10W/M 3.05W/ft
Voltage	DC24V / DC12V	DC24V / DC12V
CRI	90	90
Led Qty	60LEDs/M 18LEDs/ft	120LEDs/M 36LEDs/ft
Length/Reel	5M 16.41ft	5M 16.41ft
Waterproof grade	IP20	IP20

	60LEDs	120LEDs
	● 2700K	580lm/m 177lm/ft
● 3000K	650lm/m 198lm/ft	820lm/m 250lm/ft
● 4000K	700lm/m 213lm/ft	900lm/m 274lm/ft
● 5000K	680lm/m 207lm/ft	860lm/m 262lm/ft
● 6000K	670lm/m 204lm/ft	850lm/m 259lm/ft

Note: 'x' (CCT) = "27"(2700K) / "30"(3000K) / "40"(4000K) / "50"(5000K) / "60"(6000K), Please contact us for more information.  
\* Please contact our sales for the latest details and certifications

LED STRIP SERIES · HONOR SERIES

### Dimension



	L1	L2	L3	W4
LD-E2835L-24-60S08-07P0-W	5m 16.41ft	16.7mm 0.65"	16.7mm 0.65"	8mm 0.31"
LD-E2835L-24-120S08-10P0-W	5m 16.41ft	8.3mm 0.32"	8.3mm 0.32"	8mm 0.31"

### Connectors List

LD-SR Series	LD-SE Series	LD-SL Series	Clips	Cable Fast Connector	PCB Corner Connector

\* Please Go to page 248 for Accessory and Connector Usage Guidelines.

# ErP Series

Low Voltage Drop  
ErP Qualified, Up to Grades B



## UP TO 215 LM/W

The high light efficiency and matching of high CRI can better expand the application range of linear illumination. The ultra-high light efficiency makes the linear illumination gradually replace some of the main lighting fields from the traditional auxiliary ambient light field, and with CRI>90 or higher CRI can fully meet the demands for light in the high-end commercial lighting field. From the outline of ceiling design, creating a light environment to the traditional wall washing function, this series can fully meet the needs of linear lighting in different areas of commercial complex buildings. To achieve the ultimate light environment experience.



3/4OZ PCB



RA80+/RA90+



2700K-6000K



High Quality Chips



# 110-120LM/W RA90

70LEDs/M 4.8W

Product NO. LD-2835H-24-70S08-05P0-W



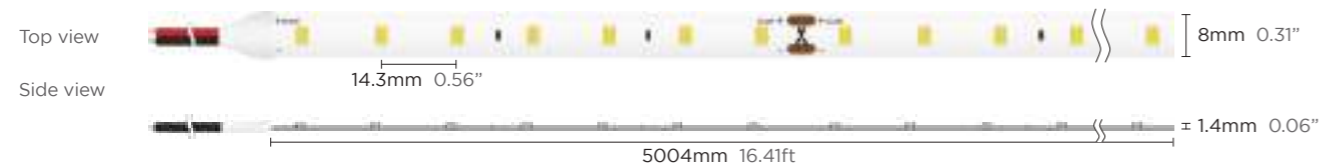
## Technical Details

Power	4.8W/M 1.46W/ft	Lumens		ErP Class								
Voltage	DC24V	● 2700K	530lm/m 162lm/ft	● 3000K	560lm/m 171lm/ft	● 4000K	600lm/m 183lm/ft	● 5000K	575lm/m 175lm/ft	● 6000K	580lm/m 177lm/ft	F
CRI	90	F	F	F	F	F	F	F	F	F	F	F
Led Qty	70LEDs/M 21LEDs/ft											
Length/Reel	5004mm 16.41ft											
Cutting Length	100mm 3.93"											
Waterproof grade	IP20 / IP62 / IP65 / IP68											

Note: 'x' (CCT) = "27"(2700K) / "30"(3000K) / "40"(4000K) / "50"(5000K) / "60"(6000K), Please contact us for more information.

\* Please contact our sales for the latest details and certifications

## Dimension



## Connectors List



\* Please Go to page 248 for Accessory and Connector Usage Guidelines.

# 110-120LM/W RA90

140LEDs/M 9.6W

Product NO. LD-2835H-24-140S08-09P0-W




## Technical Details

Power	9.6W/M 2.93W/ft	Lumens		ErP Class								
Voltage	DC24V	● 2700K	1055lm/m 322lm/ft	● 3000K	1105lm/m 337lm/ft	● 4000K	1185lm/m 361lm/ft	● 5000K	1085lm/m 331lm/ft	● 6000K	1115lm/m 340lm/ft	F
CRI	90	F	F	F	F	F	F	F	F	F	F	F
Led Qty	140LEDs/M 42LEDs/ft											
Length/Reel	5004mm 16.41ft											
Cutting Length	50mm 1.97"											
Waterproof grade	IP20 / IP62 / IP65 / IP68											

Note: 'x' (CCT) = "27"(2700K) / "30"(3000K) / "40"(4000K) / "50"(5000K) / "60"(6000K), Please contact us for more information.

\* Please contact our sales for the latest details and certifications

## Dimension



## Connectors List



\* Please Go to page 248 for Accessory and Connector Usage Guidelines.

# 110-120LM/W RA90

210LEDs/M 14.4W

Product NO. LD-2835H-24-210S10-14PO-W




## Technical Details

Power	14.4W/M 4.39W/ft	Lumens		ErP Class								
Voltage	DC24V	● 2700K	1655lm/m 505lm/ft	● 3000K	1700lm/m 518lm/ft	● 4000K	1845lm/m 563lm/ft	● 5000K	1845lm/m 563lm/ft	● 6000K	1730lm/m 527lm/ft	F
CRI	90	F	F	F	F	F	F	F	F	F	F	F
Led Qty	210LEDs/M 64LEDs/ft											
Length/Reel	5004mm 16.41ft											
Cutting Length	33.3mm 1.31"											
Waterproof grade	IP20 / IP62 / IP65 / IP68											

Note: 'x' (CCT) = "27"(2700K) / "30"(3000K) / "40"(4000K) / "50"(5000K) / "60"(6000K), Please contact us for more information.

\* Please contact our sales for the latest details and certifications

## Dimension



## Connectors List



\* Please Go to page 248 for Accessory and Connector Usage Guidelines.

# 110-120LM/W RA90

252LEDs/M 19.2W

Product NO. LD-2835H-24-252S10-19PO-W




## Technical Details

Power	19.2W/M 5.85W/ft	Lumens		ErP Class								
Voltage	DC24V	● 2700K	2215lm/m 675lm/ft	● 3000K	2265lm/m 691lm/ft	● 4000K	2300lm/m 701lm/ft	● 5000K	2300lm/m 701lm/ft	● 6000K	2300lm/m 701lm/ft	F
CRI	90	F	F	F	F	F	F	F	F	F	F	F
Led Qty	252LEDs/M 76LEDs/ft											
Length/Reel	5004mm 16.41ft											
Cutting Length	27.8mm 1.09"											
Waterproof grade	IP20 / IP62 / IP65 / IP68											

Note: 'x' (CCT) = "27"(2700K) / "30"(3000K) / "40"(4000K) / "50"(5000K) / "60"(6000K), Please contact us for more information.

\* Please contact our sales for the latest details and certifications

## Dimension



## Connectors List



\* Please Go to page 248 for Accessory and Connector Usage Guidelines.

# 125-140LM/W RA90

64LEDs/M 4.8W

Product NO. LD-2835H-24-64S08-05PO-W




## Technical Details

Power	4.8W/M 1.46W/ft	Lumens			ErP Class
<b>Voltage</b>	DC24V	● 2700K	615lm/m	188lm/ft	<b>E</b>
<b>CRI</b>	90	● 3000K	625lm/m	191lm/ft	<b>E</b>
<b>Led Qty</b>	64LEDs/M 19LEDs/ft	● 4000K	660lm/m	201lm/ft	<b>E</b>
<b>Length/Reel</b>	5004mm 16.41ft	● 5000K	660lm/m	201lm/ft	<b>E</b>
<b>Cutting Length</b>	125mm 4.92"	● 6000K	660lm/m	201lm/ft	<b>E</b>
<b>Waterproof grade</b>	IP20 / IP62 / IP65 / IP68				

Note: 'x' (CCT) = "27"(2700K) / "30"(3000K) / "40"(4000K) / "50"(5000K) / "60"(6000K), Please contact us for more information.

\* Please contact our sales for the latest details and certifications

## Dimension



## Connectors List



\* Please Go to page 248 for Accessory and Connector Usage Guidelines.

# 125-140LM/W RA90

80LEDs/M 9.6W

Product NO. LD-2835H-24-80S08-09PO-W



## Technical Details

Power	9.6W/M 2.93W/ft	Lumens			ErP Class
<b>Voltage</b>	DC24V	● 2700K	1230lm/m	375lm/ft	<b>E</b>
<b>CRI</b>	90	● 3000K	1250lm/m	381lm/ft	<b>E</b>
<b>Led Qty</b>	80LEDs/M 24LEDs/ft	● 4000K	1295lm/m	395lm/ft	<b>E</b>
<b>Length/Reel</b>	5004mm 16.41ft	● 5000K	1295lm/m	395lm/ft	<b>E</b>
<b>Cutting Length</b>	100mm 3.93"	● 6000K	1295lm/m	395lm/ft	<b>E</b>
<b>Waterproof grade</b>	IP20 / IP62 / IP65 / IP68				

Note: 'x' (CCT) = "27"(2700K) / "30"(3000K) / "40"(4000K) / "50"(5000K) / "60"(6000K), Please contact us for more information.

\* Please contact our sales for the latest details and certifications

## Dimension



## Connectors List



\* Please Go to page 248 for Accessory and Connector Usage Guidelines.

# 125-140LM/W RA90

128LEDs/M 9.6W

Product NO. LD-2835H-24-128S10-09PO-W



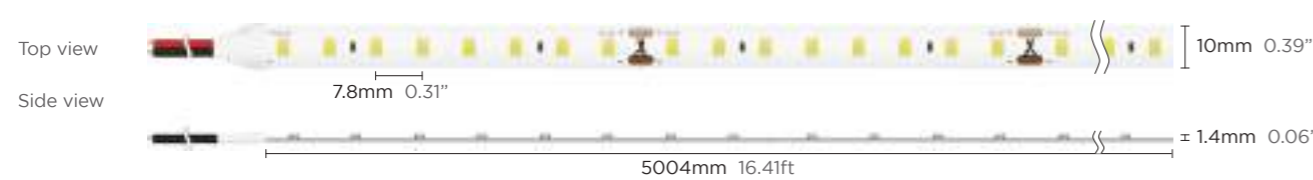
## Technical Details

Power	9.6W/M 2.93W/ft	Lumens			ErP Class
<b>Voltage</b>	DC24V	● 2700K	1250lm/m	381lm/ft	<b>E</b>
<b>CRI</b>	90	● 3000K	1270lm/m	387lm/ft	<b>E</b>
<b>Led Qty</b>	128LEDs/M 39LEDs/ft	● 4000K	1325lm/m	404lm/ft	<b>E</b>
<b>Length/Reel</b>	5004mm 16.41ft	● 5000K	1325lm/m	404lm/ft	<b>E</b>
<b>Cutting Length</b>	62.5mm 2.46"	● 6000K	1325lm/m	404lm/ft	<b>E</b>
<b>Waterproof grade</b>	IP20 / IP62 / IP65 / IP68				

Note: 'x' (CCT) = "27"(2700K) / "30"(3000K) / "40"(4000K) / "50"(5000K) / "60"(6000K), Please contact us for more information.

\* Please contact our sales for the latest details and certifications

## Dimension



## Connectors List



\* Please Go to page 248 for Accessory and Connector Usage Guidelines.

# 125-140LM/W RA90

160LEDs/M 14.4W

Product NO. LD-2835H-24-160S10-14PO-W



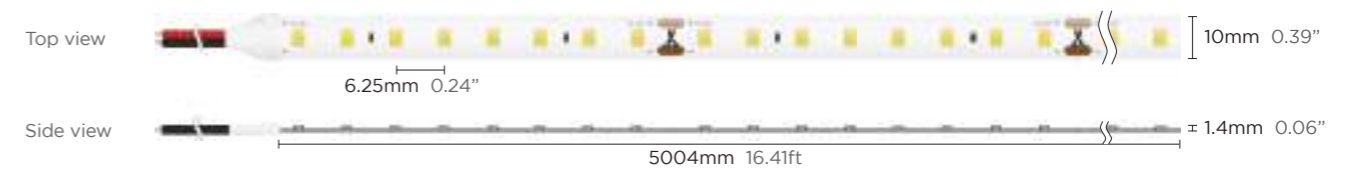
## Technical Details

Power	14.4W/M 4.39W/ft	Lumens			ErP Class
<b>Voltage</b>	DC24V	● 2700K	1845lm/m	563lm/ft	<b>E</b>
<b>CRI</b>	90	● 3000K	1870lm/m	570lm/ft	<b>E</b>
<b>Led Qty</b>	160LEDs/M 48LEDs/ft	● 4000K	1945lm/m	593lm/ft	<b>E</b>
<b>Length/Reel</b>	5004mm 16.41ft	● 5000K	1945lm/m	593lm/ft	<b>E</b>
<b>Cutting Length</b>	50mm 1.96"	● 6000K	1945lm/m	593lm/ft	<b>E</b>
<b>Waterproof grade</b>	IP20 / IP62 / IP65 / IP68				

Note: 'x' (CCT) = "27"(2700K) / "30"(3000K) / "40"(4000K) / "50"(5000K) / "60"(6000K), Please contact us for more information.

\* Please contact our sales for the latest details and certifications

## Dimension



## Connectors List



\* Please Go to page 248 for Accessory and Connector Usage Guidelines.

# 140-165LM/W RA90

64LEDs/M 4.8W

Product NO. LD-2835G-24-64S08-05P0-W



## Technical Details

Power	4.8W/M 1.46W/ft	Lumens		ErP Class	
Voltage	DC24V	● 2700K	700lm/m 213lm/ft	●	E
RA	90	● 3000K	725lm/m 221lm/ft	●	D
Led Qty	64LEDs/M 19LEDs/ft	● 4000K	810lm/m 247lm/ft	●	D
Length/Reel	5004mm 16.41ft	● 5000K	770lm/m 235lm/ft	●	D
Cutting Length	125mm 4.92"	● 6000K	770lm/m 235lm/ft	●	D
Waterproof grade	IP20 / IP62 / IP65 / IP68				

Note: 'x' (CCT) = "27"(2700K) / "30"(3000K) / "40"(4000K) / "50"(5000K) / "60"(6000K), Please contact us for more information.

\* Please contact our sales for the latest details and certifications

## Dimension



## Connectors List



\* Please Go to page 248 for Accessory and Connector Usage Guidelines.

# 140-165LM/W RA90

80LEDs/M 9.6W

Product NO. LD-2835G-24-80S08-09P0-W




## Technical Details

Power	9.6W/M 2.93W/ft	Lumens		ErP Class	
Voltage	DC24V	● 2700K	1360lm/m 415lm/ft	●	E
RA	90	● 3000K	1445lm/m 441lm/ft	●	D
Led Qty	80LEDs/M 24LEDs/ft	● 4000K	1585lm/m 483lm/ft	●	D
Length/Reel	5004mm 16.41ft	● 5000K	1475lm/m 450lm/ft	●	D
Cutting Length	100mm 3.93"	● 6000K	1525lm/m 465lm/ft	●	D
Waterproof grade	IP20 / IP62 / IP65 / IP68				

Note: 'x' (CCT) = "27"(2700K) / "30"(3000K) / "40"(4000K) / "50"(5000K) / "60"(6000K), Please contact us for more information.

\* Please contact our sales for the latest details and certifications

## Dimension



## Connectors List



\* Please Go to page 248 for Accessory and Connector Usage Guidelines.

# 140-165LM/W RA90

128LEDs/M 14.4W

Product NO. LD-2835G-24-128S10-14PO-W




## Technical Details

Power	14.4W/M 4.39W/ft	Lumens		ErP Class	
<b>Voltage</b>	DC24V	● 2700K	2085lm/m 636lm/ft	●	E
<b>RA</b>	90	● 3000K	2160lm/m 659lm/ft	●	D
<b>Led Qty</b>	128LEDs/M 39LEDs/ft	● 4000K	2430lm/m 741lm/ft	●	D
<b>Length/Reel</b>	5004mm 16.41ft	● 5000K	2245lm/m 684lm/ft	●	D
<b>Cutting Length</b>	62.5mm 2.46"	● 6000K	2260lm/m 689lm/ft	●	D
<b>Waterproof grade</b>	IP20 / IP62 / IP65 / IP68				

Note: 'x' (CCT) = "27"(2700K) / "30"(3000K) / "40"(4000K) / "50"(5000K) / "60"(6000K), Please contact us for more information.

\* Please contact our sales for the latest details and certifications

## Dimension



## Connectors List



\* Please Go to page 248 for Accessory and Connector Usage Guidelines.

# 140-165LM/W RA90

160LEDs/M 19.2W

Product NO. LD-2835G-24-160S10-19PO-W



## Technical Details

Power	19.2W/M 5.85W/ft	Lumens		ErP Class	
<b>Voltage</b>	DC24V	● 2700K	2725lm/m 831lm/ft	●	E
<b>RA</b>	90	● 3000K	2895lm/m 883lm/ft	●	D
<b>Led Qty</b>	160LEDs/M 48LEDs/ft	● 4000K	3185lm/m 971lm/ft	●	D
<b>Length/Reel</b>	5004mm 16.41ft	● 5000K	2975lm/m 907lm/ft	●	D
<b>Cutting Length</b>	50mm 1.96"	● 6000K	3010lm/m 918lm/ft	●	D
<b>Waterproof grade</b>	IP20 / IP62 / IP65 / IP68				

Note: 'x' (CCT) = "27"(2700K) / "30"(3000K) / "40"(4000K) / "50"(5000K) / "60"(6000K), Please contact us for more information.

\* Please contact our sales for the latest details and certifications

## Dimension



## Connectors List



\* Please Go to page 248 for Accessory and Connector Usage Guidelines.



# 170-195LM/W RA90

90LEDs/M 4.8W

Product NO. LD-2835G-24-90S10-05PO-W




## Technical Details

Power	4.8W/M 1.46W/ft	Lumens		ErP Class	
Voltage	DC24V	● 2700K	825lm/m 252lm/ft		<b>E</b>
RA	90	● 3000K	840lm/m 256lm/ft		<b>D</b>
Led Qty	90LEDs/M 27LEDs/ft	● 4000K	930lm/m 284lm/ft		<b>D</b>
Length/Reel	5004mm 16.41ft	● 5000K	930lm/m 284lm/ft		<b>D</b>
Cutting Length	100mm 3.93"	● 6000K	930lm/m 284lm/ft		<b>D</b>
Waterproof grade	IP20 / IP62 / IP65 / IP68				

Note: 'x' (CCT) = "27"(2700K) / "30"(3000K) / "40"(4000K) / "50"(5000K) / "60"(6000K), Please contact us for more information.

\* Please contact our sales for the latest details and certifications

## Dimension



## Connectors List



\* Please Go to page 248 for Accessory and Connector Usage Guidelines.

# 170-195LM/W RA90

180LEDs/M 9.6W

Product NO. LD-2835G-24-180S10-09PO-W




## Technical Details

Power	9.6W/M 2.92W/ft	Lumens		ErP Class	
Voltage	DC24V	● 2700K	1660lm/m 506lm/ft		<b>E</b>
RA	90	● 3000K	1670lm/m 509lm/ft		<b>D</b>
Led Qty	180LEDs/M 54LEDs/ft	● 4000K	1830lm/m 558lm/ft		<b>D</b>
Length/Reel	5004mm 16.41ft	● 5000K	1830lm/m 558lm/ft		<b>D</b>
Cutting Length	50mm 1.97"	● 6000K	1830lm/m 558lm/ft		<b>D</b>
Waterproof grade	IP20 / IP62 / IP65 / IP68				

Note: 'x' (CCT) = "27"(2700K) / "30"(3000K) / "40"(4000K) / "50"(5000K) / "60"(6000K), Please contact us for more information.

\* Please contact our sales for the latest details and certifications

## Dimension



## Connectors List



\* Please Go to page 248 for Accessory and Connector Usage Guidelines.

**CRI**  
**98+ / 95+**  
**Series**



# CRI 98+

Lower harmful blue light, good for visual organs. High optical saturation level, Rg>100 to get vivid color. Closer to the natural light spectrum, healthy lighting is preferred.

## 70LEDs/M 9.6W 24V

**Product NO.**  
LD-F2835H-24-70S08-10PO-W




### Technical Details

Power	9.6W/M 2.93W/ft	Lumens		ErP Class								
<b>Voltage</b>	DC24V	● 2700K	760lm/m 231lm/ft	● 3000K	780lm/m 237lm/ft	● 4000K	800lm/m 243lm/ft	● 5000K	788lm/m 240lm/ft	● 6000K	780lm/m 237lm/ft	▶ G
<b>CRI</b>	98											▶ G
<b>Led Qty</b>	70LEDs/M 21LEDs/ft											▶ G
<b>Length/Reel</b>	5004mm 16.41ft											▶ G
<b>Cutting Length</b>	100mm 3.93"											▶ G
<b>Waterproof grade</b>	IP20											

Note: 'x' (CCT) = "27"(2700K) / "30"(3000K) / "40"(4000K) / "50"(5000K) / "60"(6000K), Please contact us for more information.  
\* Please contact our sales for the latest details and certifications

### Dimension



### Connectors List



\* Please Go to page 248 for Accessory and Connector Usage Guidelines.

LED STRIP SERIES · CRI 98+

## 140LEDs/M 19.2W 24V

**Product NO.** LD-F2835H-24-140S10-19PO-W




### Technical Details

Power	19.2W/M 5.85W/ft	Lumens		ErP Class								
<b>Voltage</b>	DC24V	● 2700K	1530lm/m 466lm/ft	● 3000K	1550lm/m 472lm/ft	● 4000K	1620lm/m 493lm/ft	● 5000K	1580lm/m 481lm/ft	● 6000K	1550lm/m 472lm/ft	▶ G
<b>CRI</b>	98											▶ G
<b>Led Qty</b>	140LEDs/M 42LEDs/ft											▶ G
<b>Length/Reel</b>	5004mm 16.41ft											▶ G
<b>Cutting Length</b>	50mm 1.97"											▶ G
<b>Waterproof grade</b>	IP20											

Note: 'x' (CCT) = "27"(2700K) / "30"(3000K) / "40"(4000K) / "50"(5000K) / "60"(6000K), Please contact us for more information.  
\* Please contact our sales for the latest details and certifications

### Dimension



### Connectors List



\* Please Go to page 248 for Accessory and Connector Usage Guidelines.

LED STRIP SERIES · CRI 98+

# CRI 95+

With the super-high color rendering performance of CRI>95 and the good cost-effective, High fitting with solar spectrum, high color reducibility, the color of irradiated object closer to under natural light. Rf > 95; high color saturation, Rg > 100; lower harmful blue light, healthy lighting.

## 60LEDs/M 4.8W 24V

**Product NO.**  
LD-F2835L-24-60S08-05PO-W




### Technical Details

Power	4.8W/M 1.46W/ft	Lumens			ErP Class
<b>Voltage</b>	DC24V	● 2400K	360lm/m	110lm/ft	<b>G</b>
<b>CRI</b>	95	● 2700K	370lm/m	113lm/ft	<b>G</b>
<b>Led Qty</b>	60LEDs/M 18LEDs/ft	● 3000K	384lm/m	117lm/ft	<b>G</b>
<b>Length/Reel</b>	5004mm 16.41ft	● 4000K	394lm/m	120lm/ft	<b>G</b>
<b>Cutting Length</b>	100mm 3.93"	● 5000K	413lm/m	126lm/ft	
<b>Waterproof grade</b>	IP20 / IP62 / IP65 / IP68	● 6000K	384lm/m	117lm/ft	

Note:'x' (CCT) = "27"(2700K) / "30"(3000K) / "40"(4000K) / "50"(5000K) / "60"(6000K), Please contact us for more information.

\* Please contact our sales for the latest details and certifications

### Dimension



### Connectors List



\* Please Go to page 248 for Accessory and Connector Usage Guidelines.

## 60LEDs/M 10W 24V

**Product NO.** LD-F2835H-24-60S08-10PO-W




### Technical Details

Power	10W/M 3.05W/ft	Lumens			ErP Class
<b>Voltage</b>	DC24V	● 2400K	750lm/m	229lm/ft	<b>G</b>
<b>CRI</b>	95	● 2700K	770lm/m	235lm/ft	<b>G</b>
<b>Led Qty</b>	60LEDs/M 18LEDs/ft	● 3000K	800lm/m	244lm/ft	<b>G</b>
<b>Length/Reel</b>	5004mm 16.41ft	● 4000K	820lm/m	250lm/ft	<b>G</b>
<b>Cutting Length</b>	100mm 3.93"	● 5000K	860lm/m	262lm/ft	
<b>Waterproof grade</b>	IP20 / IP62 / IP65 / IP68	● 6000K	800lm/m	244lm/ft	

Note:'x' (CCT) = "27"(2700K) / "30"(3000K) / "40"(4000K) / "50"(5000K) / "60"(6000K), Please contact us for more information.

\* Please contact our sales for the latest details and certifications

### Dimension



### Connectors List



\* Please Go to page 248 for Accessory and Connector Usage Guidelines.

# 120LEDs/M 9.6W 24V

Product NO. LD-F2835L-24-120S08-10PO-W




## Technical Details

Power	9.6W/M 2.93W/ft	Lumens		ErP Class	
<b>Voltage</b>	DC24V	● 2400K	720lm/m 220lm/ft	●	G
<b>CRI</b>	95	● 2700K	739lm/m 225lm/ft	●	G
<b>Led Qty</b>	120LEDs/M 36LEDs/ft	● 3000K	768lm/m 234lm/ft	●	G
<b>Length/Reel</b>	5004mm 16.41ft	● 4000K	787lm/m 240lm/ft	●	G
<b>Cutting Length</b>	50mm 1.97"	● 5000K	785lm/m 239lm/ft	●	G
<b>Waterproof grade</b>	IP20 / IP62 / IP65 / IP68	● 6000K	768lm/m 234lm/ft	●	G

Note: 'x' (CCT) = "27"(2700K) / "30"(3000K) / "40"(4000K) / "50"(5000K) / "60"(6000K), Please contact us for more information.

\* Please contact our sales for the latest details and certifications

## Dimension



## Connectors List



\* Please Go to page 248 for Accessory and Connector Usage Guidelines.



# 2835 Reel to Reel Series

No soldering joints, No risk of false soldering and weak soldering, easy to cut.  
50m/reel,100m/reel in package are available.  
Accurate size without deviation.

LED STRIP SERIES · ROLL TO ROLL SERIES

LED STRIP SERIES · ROLL TO ROLL SERIES



# 2835 Reel to Reel Series

## 60LEDs / 5M 10M

More stable as no soldering joints  
High efficacy up to 95lm/W  
High CRI 90,SDCM 3 available



LED STRIP SERIES · 2835 REEL TO REEL SERIES

**More stable without soldering joints.**



## 60LEDs /5M

**Product NO.**  
LD-R2835L-24-60S08-05P0-W


### Technical Details

<b>Power</b>	4.8W/M 1.46W/ft
<b>Voltage</b>	DC24V
<b>CRI</b>	90
<b>Led Qty</b>	60LEDs/M 18LEDs/ft
<b>Length/Reel</b>	5M 16.41ft
<b>Cutting Length</b>	100mm 3.93"
<b>PCB</b>	8mm 0.31"
<b>Waterproof grade</b>	IP20

Lumens			ErP Class
● 2700K	425lm/m	130lm/ft	<b>G</b>
● 3000K	450lm/m	137lm/ft	<b>F</b>
● 4000K	460lm/m	140lm/ft	<b>F</b>
● 5000K	460lm/m	140lm/ft	<b>F</b>
● 6500K	460lm/m	140lm/ft	<b>F</b>

Note: 'x' (CCT) = "27"(2700K) / "30"(3000K) / "40"(4000K) / "50"(5000K) / "60"(6000K), Please contact us for more information.  
\* Please contact our sales for the latest details and certifications

### Dimension



### Connectors List



\* Please Go to page 248 for Accessory and Connector Usage Guidelines.

## 60LEDs /10M

**Product NO.**  
LD-R2835L-24-60S08-05P0-W

### Technical Details

<b>Power</b>	4.8W/M 1.46W/ft
<b>Voltage</b>	DC24V
<b>CRI</b>	90
<b>Led Qty</b>	60LEDs/M 18LEDs/ft
<b>Length/Reel</b>	10M 32.8ft
<b>Cutting Length</b>	100mm 3.93"
<b>PCB</b>	8mm 0.31"
<b>Waterproof grade</b>	IP20

Lumens			ErP Class
● 2700K	425lm/m	130lm/ft	<b>G</b>
● 3000K	450lm/m	137lm/ft	<b>F</b>
● 4000K	460lm/m	140lm/ft	<b>F</b>
● 5000K	460lm/m	140lm/ft	<b>F</b>
● 6500K	460lm/m	140lm/ft	<b>F</b>

LED STRIP SERIES · 2835 REEL TO REEL SERIES

# 2835 Reel to Reel Series

## 120LEDs / 5M 10M

More stable as no soldering joints  
 High efficacy, up to 95lm/W  
 High CRI 90, SDCM<3 available



**More stable without soldering joints.**



LED STRIP SERIES · 2835 REEL TO REEL SERIES

### 120LEDs /5M

**Product NO.**

LD-R2835L-24-120S08-09P0-W 5M

Technical Details

<b>Power</b>	9.6W/M 2.93W/ft
<b>Voltage</b>	DC24V
<b>CRI</b>	90
<b>Led Qty</b>	120LEDs/M 36LEDs/ft
<b>Length/Reel</b>	5M 16.41ft
<b>Cutting Length</b>	50mm 1.97"
<b>PCB</b>	8mm 0.31"
<b>Waterproof grade</b>	IP20

Lumens			ErP Class
● 2700K	855lm/m	261lm/ft	<b>G</b>
● 3000K	910lm/m	277lm/ft	<b>F</b>
● 4000K	920lm/m	280lm/ft	<b>F</b>
● 5000K	920lm/m	280lm/ft	<b>F</b>
● 6500K	920lm/m	280lm/ft	<b>F</b>

Note: 'x' (CCT) = "27"(2700K) / "30"(3000K) / "40"(4000K) / "50"(5000K) / "60"(6000K), Please contact us for more information.

\* Please contact our sales for the latest details and certifications

### 120LEDs /10M


**Product NO.**

LD-R2835L-24-120S08-09P0-W 5M

Technical Details

<b>Power</b>	9.6W/M 2.93W/ft
<b>Voltage</b>	DC24V
<b>CRI</b>	90
<b>Led Qty</b>	120LEDs/M 36LEDs/ft
<b>Length/Reel</b>	10M 32.8ft
<b>Cutting Length</b>	50mm 1.97"
<b>PCB</b>	10mm 0.39"
<b>Waterproof grade</b>	IP20

Lumens			ErP Class
● 2700K	855lm/m	261lm/ft	<b>G</b>
● 3000K	910lm/m	277lm/ft	<b>F</b>
● 4000K	920lm/m	280lm/ft	<b>F</b>
● 5000K	920lm/m	280lm/ft	<b>F</b>
● 6500K	920lm/m	280lm/ft	<b>F</b>



**Connectors List**

LD-SR Series	LD-SE Series	LD-SL Series	Clips	Cable Fast Connector

\* Please Go to page 248 for Accessory and Connector Usage Guidelines.

LED STRIP SERIES · 2835 REEL TO REEL SERIES





# Ultra-Long Series

## 24V Ultra-Long Series

Single end power feed carries up to 100M.  
Constant current design, bring same brightness  
from end to end.

## 24V Constant Current Series

Single end power feed carries up to 20M.  
Constant current design, bring same brightness  
from end to end.

## 48V Ultra-Long Series

Single end power feed carries up to 50M.  
Constant current design, bring same brightness  
from end to end.

# 24V Ultra-Long Series

## 70LEDs/M

### UP TO 100M

Low voltage 24V ensures working safety. The single-ended input can reach to 100M, which solves many installation problems, such as the pre-buried position of the power supply.  
Copper strand structure design, more sturdy.



#### Dimension



\* Please Go to page 108 for Accessory and Connector Usage Guidelines.

LED STRIP SERIES · ULTRA-LONG SERIES

LED STRIP SERIES · ULTRA-LONG SERIES

## 10M

**Product NO.** LD-2835N-24-70S10-15P5-W NILED

Power	15W/M 4.6W/ft	Lumens		
<b>Voltage</b>	DC24V	● 2700K	1480lm/m	451lm/ft
<b>CRI</b>	90	● 3000K	1500lm/m	457lm/ft
<b>Led Qty</b>	70LEDs/m 21LEDs/ft	● 4000K	1550lm/m	473lm/ft
<b>Length/Reel</b>	10M 32.8ft	● 5000K	1520lm/m	463lm/ft
<b>Cutting Length</b>	100mm 3.93"	● 6500K	1520lm/m	463lm/ft
<b>Waterproof grade</b>	IP65			

## 20M

**Product NO.** LD-2835N-24-70S10-10P5L20-W NILED

Power	10W/m 3.05W/ft	Lumens		
<b>Voltage</b>	DC24V	● 2700K	1040lm/m	317lm/ft
<b>CRI</b>	90	● 3000K	1060lm/m	323lm/ft
<b>Led Qty</b>	70LEDs/m 21LEDs/ft	● 4000K	1110lm/m	338lm/ft
<b>Length/Reel</b>	20M 65.61ft	● 5000K	1090lm/m	332lm/ft
<b>Cutting Length</b>	100mm 3.93"	● 6500K	1090lm/m	332lm/ft
<b>Waterproof grade</b>	IP65			

## 40M

**Product NO.** LD-2835N-24-70S10-05P5L40-W NILED

Power	4.8W/M 1.46W/ft	Lumens		
<b>Voltage</b>	DC24V	● 2700K	530lm/m	162lm/ft
<b>CRI</b>	90	● 3000K	540lm/m	165lm/ft
<b>Led Qty</b>	70LEDs/m 21LEDs/ft	● 4000K	560lm/m	171lm/ft
<b>Length/Reel</b>	40M 131.23ft	● 5000K	550lm/m	168lm/ft
<b>Cutting Length</b>	100mm 3.93"	● 6500K	550lm/m	168lm/ft
<b>Waterproof grade</b>	IP65			

## 100M

**Product NO.** LD-2835N-24-70S10-02P5L100-W NILED

Power	2W/M 0.61W/ft	Lumens		
<b>Voltage</b>	DC24V	● 2700K	260lm/m	79lm/ft
<b>CRI</b>	90	● 3000K	270lm/m	82lm/ft
<b>Led Qty</b>	70LEDs/m 21LEDs/ft	● 4000K	280lm/m	85lm/ft
<b>Length/Reel</b>	100M 328.08ft	● 5000K	270lm/m	82lm/ft
<b>Cutting Length</b>	100mm 3.93"	● 6500K	270lm/m	82lm/ft
<b>Waterproof grade</b>	IP65			

Note: 'x' (CCT) = "27"(2700K) / "30"(3000K) / "40"(4000K) / "50"(5000K) / "60"(6000K), Please contact us for more information.  
\* Please contact our sales for the latest details and certifications

# 24V Ultra-Long Series

## 120LEDs/M IP20



### 20M


**Product NO.** LD-2835N-24-120S10-08POL20-W

Power	8.5W/M 2.59W/ft	Lumens		
<b>Voltage</b>	DC24V	● 2700K	739lm/m	225lm/ft
<b>CRI</b>	90	● 3000K	768lm/m	234lm/ft
<b>Led Qty</b>	120LEDs/M 36LEDs/ft	● 4000K	850lm/m	259lm/ft
<b>Length/Reel</b>	20M 65.61ft	● 5000K	820lm/m	250lm/ft
<b>Cutting Length</b>	50mm 1.97"	● 6000K	795lm/m	242lm/ft
<b>Waterproof grade</b>	IP20			

Note: 'x' (CCT) = "27"(2700K) / "30"(3000K) / "40"(4000K) / "50"(5000K) / "60"(6000K), Please contact us for more information.

\* Please contact our sales for the latest details and certifications

#### Dimension



#### Connectors List



\* Please Go to page 248 for Accessory and Connector Usage Guidelines.

## 140LEDs/M IP65



### 10M

**Product NO.** LD-2835N-24-140S10-20P5L10-W NILED

Power	20W/M 6.1W/ft	Lumens		
<b>Voltage</b>	DC24V	● 2700K	2040lm/m	622lm/ft
<b>CRI</b>	90	● 3000K	2100lm/m	640lm/ft
<b>Led Qty</b>	140LEDs/M 42LEDs/ft	● 4000K	2240lm/m	683lm/ft
<b>Length/Reel</b>	10M 32.8ft	● 5000K	2240lm/m	683lm/ft
<b>Cutting Length</b>	50mm 1.97"	● 6500K	2240lm/m	683lm/ft
<b>Waterproof grade</b>	IP65			

### 15M

**Product NO.** LD-2835N-24-140S10-15P5L15-W NILED


Power	15W/M 4.6W/ft	Lumens		
<b>Voltage</b>	DC24V	● 2700K	1530lm/m	466lm/ft
<b>CRI</b>	90	● 3000K	1590lm/m	485lm/ft
<b>Led Qty</b>	140LEDs/M 42LEDs/ft	● 4000K	1680lm/m	512lm/ft
<b>Length/Reel</b>	15M 49.21ft	● 5000K	1680lm/m	512lm/ft
<b>Cutting Length</b>	50mm 1.97"	● 6500K	1680lm/m	512lm/ft
<b>Waterproof grade</b>	IP65			

### 20M

**Product NO.** LD-2835N-24-140S10-10P5L20-W NILED

Power	10W/M 1.46W/ft	Lumens		
<b>Voltage</b>	DC24V	● 2700K	1000lm/m	305lm/ft
<b>CRI</b>	90	● 3000K	1050lm/m	320lm/ft
<b>Led Qty</b>	140LEDs/M 42LEDs/ft	● 4000K	1110lm/m	338lm/ft
<b>Length/Reel</b>	20M 65.61ft	● 5000K	1110lm/m	338lm/ft
<b>Cutting Length</b>	50mm 1.97"	● 6500K	1110lm/m	338lm/ft
<b>Waterproof grade</b>	IP65			

#### Dimension



# 24V Ultra-Long Constant Current Series

## 1M-20M, Lumen Different : 0.25%

( Tested Sample: 20M 4.8W/M )

Under constant current condition, brightness output is more stable, life is longer.  
20m Ultra-long strip driven by one end power supply.  
The same brightness from end to end.



LED STRIP SERIES · ULTRA-LONG SERIES



## 70LEDs/M 20M

### IP20

Product NO. LD-2835H-24CC-70S10-05P0-W

Power	4.8W/M 1.46W/ft	Lumens		
Voltage	DC24V	● 2700K	545lm/m	166lm/ft
CRI	90	● 3000K	575lm/m	175lm/ft
Led Qty	70LEDs/M 21LEDs/ft	● 4000K	595lm/m	181lm/ft
Length/Reel	20M 65.61ft	● 5000K	595lm/m	181lm/ft
Cutting Length	100mm 3.93"	● 6500K	595lm/m	181lm/ft
Waterproof grade	IP20			


### IP65

Product NO. LD-2835H-24CC-70S10-05P5-W

Power	4.8W/M 1.46W/ft	Lumens		
Voltage	DC24V	● 2700K	530lm/m	162lm/ft
CRI	90	● 3000K	555lm/m	169lm/ft
Led Qty	70LEDs/M 21LEDs/ft	● 4000K	580lm/m	177lm/ft
Length/Reel	20M 65.61ft	● 5000K	580lm/m	177lm/ft
Cutting Length	100mm 3.93"	● 6500K	580lm/m	177lm/ft
Waterproof grade	IP65			

### Dimension

#### IP20



#### IP65



### Connectors List



\* Please Go to page 248 for Accessory and Connector Usage Guidelines.

LED STRIP SERIES · ULTRA-LONG SERIES

# 24V Ultra-Long Constant Current Series

## 1M-20M, Lumen Different : 0.25%

( Tested Sample: 20M 4.8W/M )

Under constant current condition, brightness output is more stable, life is longer.  
10m Ultra-long strip driven by one end power supply.  
The same brightness from end to end.



## 140LEDs/M 10M

### IP20

Product NO. LD-2835H-24CC-140S10-10P0-W

Power	9.6W/M 2.93W/ft	Lumens		
Voltage	DC24V	● 2700K	1075lm/m	328lm/ft
CRI	90	● 3000K	1115lm/m	340lm/ft
Led Qty	140LEDs/M 42LEDs/ft	● 4000K	1180lm/m	360lm/ft
Length/Reel	10M 32.8ft	● 5000K	1180lm/m	360lm/ft
Cutting Length	50mm 1.97"	● 6500K	1180lm/m	360lm/ft
Waterproof grade	IP20			


### IP65

Product NO. LD-2835H-24CC-140S10-10P5-W

Power	9.6W/M 2.93W/ft	Lumens		
Voltage	DC24V	● 2700K	1055lm/m	322lm/ft
CRI	90	● 3000K	1105lm/m	337lm/ft
Led Qty	140LEDs/M 42LEDs/ft	● 4000K	1150lm/m	351lm/ft
Length/Reel	10M 32.8ft	● 5000K	1150lm/m	351lm/ft
Cutting Length	50mm 1.97"	● 6500K	1150lm/m	351lm/ft
Waterproof grade	IP65			

### Dimension

#### IP20



#### IP65



### Connectors List



\* Please Go to page 248 for Accessory and Connector Usage Guidelines.

# 48V Ultra-Long Series

Single end power carries up to 50M.  
Uniform brightness from end to end.

Regular  
Mini Cut  
High Efficiency  
Tunable White  
Mini Size  
RGB  
RGBW



# 48V Ultra-Long Series Regular

Single end power carries 50M.  
Uniform brightness from end to end.  
Up to 106LM/W.  
Easy to install & save time.



## Dimension


### IP20



### IP65



## Connectors List



\* Please Go to page 248 for Accessory and Connector Usage Guidelines.

## 40M / 120LEDs / PCB 8MM

### IP20/8W

Product NO. LD-2835L-48-120S08-08POL40-W

Power	8W/M 2.43W/ft	Lumens			ErP Class
Voltage	DC48V	● 2700K	720lm/m	220lm/ft	<b>G</b>
CRI	90	● 3000K	775lm/m	236lm/ft	<b>F</b>
Led Qty	120LEDs/M 36LEDs/ft	● 4000K	850lm/m	259lm/ft	<b>F</b>
Cutting Length	100mm 3.93"	● 5000K	850lm/m	259lm/ft	<b>F</b>
Length/Reel	40m 131.23ft	● 6500K	850lm/m	259lm/ft	<b>F</b>
Waterproof grade	IP20				

### IP65/8W

Product NO. LD-2835L-48-120S08-08P5L40-W

Power	8W/M 2.43W/ft	Lumens			ErP Class
Voltage	DC48V	● 2700K	700lm/m	213lm/ft	<b>G</b>
CRI	90	● 3000K	735lm/m	224lm/ft	<b>F</b>
Led Qty	120LEDs/M 36LEDs/ft	● 4000K	825lm/m	252lm/ft	<b>F</b>
Cutting Length	100mm 3.93"	● 5000K	825lm/m	252lm/ft	<b>F</b>
Length/Reel	40m 131.23ft	● 6500K	825lm/m	252lm/ft	<b>F</b>
Waterproof grade	IP65				

## 50M / 120LEDs / PCB 10MM

### IP20/8W

Product NO. LD-2835L-48-120S10-08POL50-W

Power	8W/M 2.43W/ft	Lumens			ErP Class
Voltage	DC48V	● 2700K	720lm/m	220lm/ft	<b>G</b>
CRI	90	● 3000K	770lm/m	235lm/ft	<b>F</b>
Led Qty	120LEDs/M 36LEDs/ft	● 4000K	850lm/m	259lm/ft	<b>F</b>
Cutting Length	100mm 3.93"	● 5000K	850lm/m	259lm/ft	<b>F</b>
Length/Reel	50m 164.04ft	● 6500K	850lm/m	259lm/ft	<b>F</b>
Waterproof grade	IP20				

### IP65/8W

Product NO. LD-2835L-48-120S10-08P5L50-W

Power	8W/M 2.43W/ft	Lumens			ErP Class
Voltage	DC48V	● 2700K	705lm/m	215lm/ft	<b>G</b>
CRI	90	● 3000K	765lm/m	233lm/ft	<b>F</b>
Led Qty	120LEDs/M 36LEDs/ft	● 4000K	840lm/m	256lm/ft	<b>F</b>
Cutting Length	100mm 3.93"	● 5000K	840lm/m	256lm/ft	<b>F</b>
Length/Reel	50m 164.04ft	● 6500K	840lm/m	256lm/ft	<b>F</b>
Waterproof grade	IP65				

Note: 'x' (CCT) = "27"(2700K) / "30"(3000K) / "40"(4000K) / "50"(5000K) / "60"(6000K), Please contact us for more information.

\* Please contact our sales for the latest details and certifications

# 48V Ultra-Long Series

## High Efficiency

Single end power carries 50M.  
Uniform brightness from end to end.  
Up to 106LM/W.  
Easy to install & save time.



### Dimension


#### IP20



#### IP65



### Connectors List



\* Please Go to page 248 for Accessory and Connector Usage Guidelines.

## 20M / 140LEDs / PCB 10MM

IP20/14.4W

Product NO. LD-2835H-48-140S10-14POL20-W

Power	14.4W/M 4.39W/ft	Lumens			ErP Class
Voltage	DC48V	● 2700K	1730lm/m	527lm/ft	E
CRI	90	● 3000K	1870lm/m	570lm/ft	E
Led Qty	140LEDs/M 42LEDs/ft	● 4000K	1885lm/m	575lm/ft	E
Cutting Length	50mm 1.97"	● 5000K	1885lm/m	575lm/ft	E
Length/Reel	20m 65.61ft	● 6500K	1885lm/m	575lm/ft	E
Waterproof grade	IP20				

IP65/14.4W

Product NO. LD-2835H-48-140S10-14P5L20-W

Power	14.4W/M 4.39W/ft	Lumens			ErP Class
Voltage	DC48V	● 2700K	1670lm/m	509lm/ft	F
CRI	90	● 3000K	1800lm/m	549lm/ft	E
Led Qty	140LEDs/M 42LEDs/ft	● 4000K	1825lm/m	556lm/ft	E
Cutting Length	50mm 1.97"	● 5000K	1825lm/m	556lm/ft	E
Length/Reel	20m 65.61ft	● 6500K	1825lm/m	556lm/ft	E
Waterproof grade	IP65				

## 10M / 140LEDs / PCB 10MM

IP20/19.2W

Product NO. LD-2835H-48-140S10-19POL10-W

Power	19.2W/M 5.94W/ft	Lumens			ErP Class
Voltage	DC48V	● 2700K	2340lm/m	713lm/ft	E
CRI	90	● 3000K	2515lm/m	767lm/ft	E
Led Qty	140LEDs/M 42LEDs/ft	● 4000K	2550lm/m	777lm/ft	E
Cutting Length	50mm 1.97"	● 5000K	2550lm/m	777lm/ft	E
Length/Reel	10m 32.8ft	● 6500K	2550lm/m	777lm/ft	E
Waterproof grade	IP20				

IP65/19.2W

Product NO. LD-2835H-48-140S10-19P5L10-W

Power	19.2W/M 5.94W/ft	Lumens			ErP Class
Voltage	DC48V	● 2700K	2225lm/m	678lm/ft	F
CRI	90	● 3000K	2400lm/m	732lm/ft	E
Led Qty	140LEDs/M 42LEDs/ft	● 4000K	2420lm/m	738lm/ft	E
Cutting Length	50mm 1.97"	● 5000K	2420lm/m	738lm/ft	E
Length/Reel	10m 32.8ft	● 6500K	2420lm/m	738lm/ft	E
Waterproof grade	IP65				

Note: 'x' (CCT) = "27"(2700K) / "30"(3000K) / "40"(4000K) / "50"(5000K) / "60"(6000K), Please contact us for more information.

\* Please contact our sales for the latest details and certifications



# 48V Ultra-Long Series Mini Size

Single end power carries 10M.  
Uniform brightness from end to end.  
Up to 100LM/W.  
Easy to install & save time.



## 10M / 208LEDs / PCB4MM

IP20 / 8W

**Product NO.**

LD-2216-48-208S04-08POL10-W

Technical Details


<b>Power</b>	8W/M 2.43W/ft
<b>Voltage</b>	DC48V
<b>CRI</b>	90
<b>Led Qty</b>	208LEDs/M 63LEDs/ft
<b>Cutting Length</b>	62.5mm 2.46"
<b>Length/Reel</b>	10m 32.8ft
<b>Waterproof grade</b>	IP20

Lumens

Color	lm/m	lm/ft	ErP Class
● 2700K	720lm/m	220lm/ft	<b>G</b>
● 3000K	816lm/m	249lm/ft	<b>F</b>
● 4000K	880lm/m	268lm/ft	<b>F</b>
● 5000K	880lm/m	268lm/ft	<b>F</b>
● 6000K	880lm/m	268lm/ft	<b>F</b>

ErP Class

Dimension



# 48V Ultra-Long Series Tunable White

Single end power carries 20M.  
Uniform brightness from end to end.  
Easy to install & save time.



## 20M / 140LEDs / PCB10MM

IP20 / 14W

### Product NO.

LD-2835H-48-140S10-14POL20-DW

### Technical Details

<b>Power</b>	14W/M 4.26W/ft
<b>Voltage</b>	DC48V
<b>CRI</b>	90
<b>Led Qty</b>	140LEDs/M 42LEDs/ft
<b>Cutting Length</b>	100mm 1.97"
<b>Length/Reel</b>	20m 65.61ft
<b>Waterproof grade</b>	IP20 / IP65

### Lumens

● 2700K	860lm/m	262lm/ft
● 6000K	960lm/m	293lm/ft

### Dimension



# 48V Ultra-Long Series RGB

Single end power carries 20M.  
Uniform brightness from end to end.  
Easy to install & save time.



## 20M / 66LEDs / PCB10MM

IP20 / 13W

### Product NO.

LD-5050-48-66S10-13POL20-RGB

### Technical Details

<b>Power</b>	13W/M 3.96W/ft
<b>Voltage</b>	DC48V
<b>CRI</b>	- (5050)
<b>Led Qty</b>	66LEDs/M 20LEDs/ft
<b>Cutting Length</b>	166.67mm 6.56"
<b>Length/Reel</b>	20m 65.61ft
<b>Waterproof grade</b>	IP20 / IP65



### Lumens

● R	150lm/m	46lm/ft
● G	380lm/m	116lm/ft
● B	75lm/m	23lm/ft

### Dimension



# 48V Ultra-Long Series RGBW

Single end power carries 20M.  
Uniform brightness from end to end.  
Easy to install & save time.



## 20M / 88LEDs / PCB12MM

IP20 / 15W

### Product NO.

LD-5050-48-88S10-15POL20-RGBW

### Technical Details

<b>Power</b>	15W/M 4.57W/ft
<b>Voltage</b>	DC48V
<b>CRI</b>	- (5050)
<b>Led Qty</b>	88LEDs/M 26LEDs/ft
<b>Cutting Length</b>	125mm 4.92"
<b>Length/Reel</b>	20m 65.61ft
<b>Waterproof grade</b>	IP20 / IP65



### Lumens

● R	150lm/m	46lm/ft
● G	380lm/m	116lm/ft
● B	75lm/m	23lm/ft
● 3000K	305lm/m	93lm/ft

### Dimension





# Mini LED

2216 Plus

Slim PCB Series

Softless Lighting

# 2216 Plus Series

Reinforced Bracket, better bending resistance.  
 Smaller led, more space for marvelous design.  
 Matched with various aluminum profiles and optical covers,  
 no dots, to meet different lighting design requirements.

## Mini PCB 4 / 6mm

7LEDs/Group

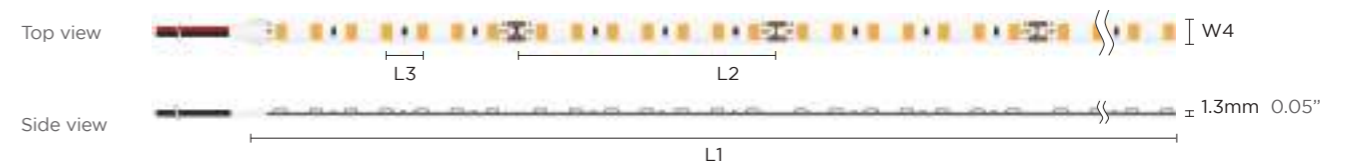


4/6mm PCB width, applied for ultra-narrow gap profiles and grooves to reach slimmer lighting performance.

	168LEDs/M PCB4mm	196LEDs/M PCB6MM
<b>Product NO.</b>	LD-2216-24-168S04-05P0-W	LD-2216-24-196S06-09P0-W
<b>Power</b>	4.8W/M 1.46W/ft	9.6W/M 2.93W/ft
<b>Voltage</b>	DC24V	DC24V
<b>CRI</b>	90	90
<b>Led Qty</b>	168LEDs/M 51LEDs/ft	196LEDs/M 60LEDs/ft
<b>Length/Reel</b>	5M 16.41ft	5M 16.41ft
<b>Cutting Length</b>	41.67mm 1.64"	35.7mm 1.41"
<b>Waterproof grade</b>	IP20	IP20
<b>Color Temperature</b>	<ul style="list-style-type: none"> <li>2700K: 510lm/m 155lm/ft</li> <li>3000K: 525lm/m 160lm/ft</li> <li>4000K: 545lm/m 166lm/ft</li> <li>5000K: 545lm/m 166lm/ft</li> <li>6000K: 545lm/m 166lm/ft</li> </ul>	<ul style="list-style-type: none"> <li>2700K: 985lm/m 300lm/ft</li> <li>3000K: 1005lm/m 306lm/ft</li> <li>4000K: 1055lm/m 322lm/ft</li> <li>5000K: 1055lm/m 322lm/ft</li> <li>6000K: 1055lm/m 322lm/ft</li> </ul>

Note: 'x' (CCT) = "27"(2700K) / "30"(3000K) / "40"(4000K) / "50"(5000K) / "60"(6000K). Please contact us for more information.  
 \* Please contact our sales for the latest details and certifications

### Dimension



	L1	L2	L3	W4
LD-2216-24-168S04-05P0-W	5m 16.41ft	41.67mm 1.64"	5.95mm 0.23"	4mm 0.16"
LD-2216-24-196S06-09P0-W	5m 16.41ft	35.7mm 1.41"	5.1mm 0.2"	6mm 0.24"

# 420LEDs/m 12W

7LEDs/Group




<b>Product NO.</b>	LD-2216-24-420S08-12P0-W	Lumens		
<b>Power</b>	12W/M 3.66W/ft	● 2700K	1295lm/m	395lm/ft
<b>Voltage</b>	DC24V	● 3000K	1320lm/m	402lm/ft
<b>CRI</b>	90	● 4000K	1355lm/m	413lm/ft
<b>Led Qty</b>	420LEDs/M 128LEDs/ft	● 5000K	1355lm/m	413lm/ft
<b>Length/Reel</b>	5M 16.41ft	● 6000K	1355lm/m	413lm/ft
<b>Cutting Length</b>	16.67mm 0.66"			
<b>Waterproof grade</b>	IP20			

Note: 'x' (CCT) = "27"(2700K) / "30"(3000K) / "40"(4000K) / "50"(5000K) / "60"(6000K), Please contact us for more information.

\* Please contact our sales for the latest details and certifications

LED STRIP SERIES · 2216 PLUS SERIES

## Dimension



## Connectors List



\* Please Go to page 248 for Accessory and Connector Usage Guidelines.

# 504LEDs/m 14W

7LEDs/Group / Tunable White



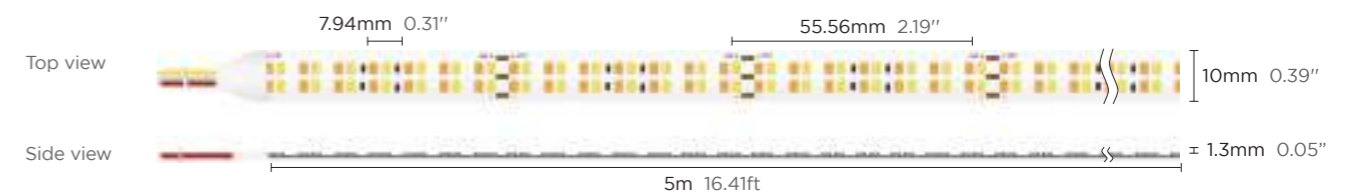
<b>Product NO.</b>	LD-2216-24-504S10-14P0-DW
<b>Power</b>	14W/M 4.27W/ft
<b>Voltage</b>	DC24V
<b>CRI</b>	90
<b>Led Qty</b>	504LEDs/M 154LEDs/ft
<b>Length/Reel</b>	5M 16.41ft
<b>Cutting Length</b>	55.56mm 2.19"
<b>Waterproof grade</b>	IP20
<b>Lumens</b>	● 2700K 745lm/m 227lm/ft
	● 6500K 780lm/m 238lm/ft

Note: 'x' (CCT) = "27"(2700K) / "30"(3000K) / "40"(4000K) / "50"(5000K) / "60"(6000K), Please contact us for more information.

\* Please contact our sales for the latest details and certifications

LED STRIP SERIES · 2216 PLUS SERIES

## Dimension



## Connectors List



\* Please Go to page 248 for Accessory and Connector Usage Guidelines.



Beam angle 180°.  
High efficacy 2216 Plus LED inside, Uniform luminescence, Spotless.  
Bendable at horizontal direction.  
Extrusion process, 3M tape, Easy installation.

## 8x4.5mm 12W

Extrusion process




### Cutting Free

Product NO.	LD-2216-24-300S08-12P2-W	Mini Cutting	LD-2216-24-288S08-12P2-W
<b>Voltage</b>	DC24V		DC24V
<b>Power</b>	12W/M 3.66W/ft		12W/M 3.66W/ft
<b>CRI</b>	90		90
<b>Led Qty</b>	300LEDs/M 91LEDs/ft		288LEDs/M 88LEDs/ft
<b>Cutting Length</b>	Cutting Free		27.77mm 1.09"
<b>Waterproof grade</b>	IP62		IP62
<b>Length/Reel</b>	5050mm 16.56ft		5050mm 16.56ft
<b>Lumens</b>			
● 2700K	885lm/m 270lm/ft		1295lm/m 395lm/ft
● 3000K	935lm/m 285lm/ft		1345lm/m 410lm/ft
● 4000K	970lm/m 296lm/ft		1380lm/m 421lm/ft
○ 6000K	970lm/m 296lm/ft		1380lm/m 421lm/ft

Note:'x' (CCT) = "27"(2700K) / "30"(3000K) / "40"(4000K) / "50"(5000K) / "60"(6000K). Please contact us for more information.

### Dimension



Beam angle 180°.  
High efficacy 2216 Plus LED inside, Uniform luminescence, Spotless.  
Bendable at horizontal direction.  
Extrusion process, 3M tape, true outdoor application.

## 10x4.5mm 12W

Extrusion process




### Cutting Free

Product NO.	LD-2216-24-300S10-12P7-W	Mini Cutting	LD-2216-24-288S10-12P7-W
<b>Voltage</b>	DC24V		DC24V
<b>Power</b>	12W/M 3.66W/ft		12W/M 3.66W/ft
<b>CRI</b>	90		90
<b>Led Qty</b>	300LEDs/M 91LEDs/ft		288LEDs/M 88LEDs/ft
<b>Cutting Length</b>	Cutting Free		27.77mm 1.09"
<b>Waterproof grade</b>	IP67		IP67
<b>Length/Reel</b>	5050mm 16.56ft		5050mm 16.56ft
<b>Lumens</b>			
● 2700K	815lm/m 248lm/ft		1220lm/m 372lm/ft
● 3000K	850lm/m 259lm/ft		1260lm/m 384lm/ft
● 4000K	910lm/m 277lm/ft		1295lm/m 395lm/ft
○ 6000K	910lm/m 277lm/ft		1295lm/m 395lm/ft

Note:'x' (CCT) = "27"(2700K) / "30"(3000K) / "40"(4000K) / "50"(5000K) / "60"(6000K). Please contact us for more information.

### Dimension





Beam angle 180°.  
 High efficacy 2216 Plus LED inside, Uniform luminescence, Spotless.  
 Bendable at horizontal direction.  
 Two-color extrusion process, 3M tape, true outdoor application.

## 10x5mm 12W

Two-color extrusion process



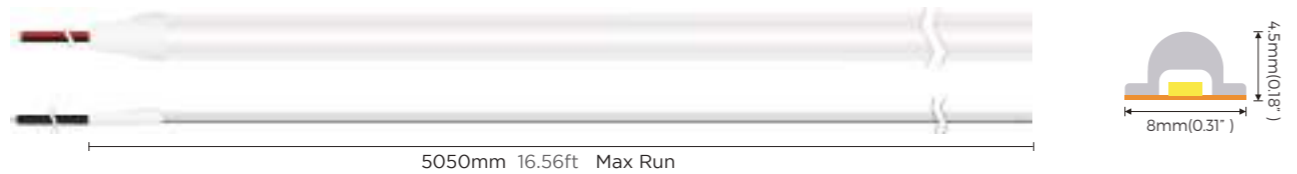
### Cutting Free

### Mini Cutting

Product NO.	LD-2216-24-300S10-12P7-W	LD-2216-24-288S10-12P7-W
Voltage	DC24V	DC24V
Power	12W/M 3.66W/ft	12W/M 3.66W/ft
CRI	90	90
Led Qty	300LEDs/M 91LEDs/ft	288LEDs/M 88LEDs/ft
Cutting Length	Cutting Free	27.77mm 1.09"
Waterproof grade	IP67	IP67
Length/Reel	5050mm 16.56ft	5050mm 16.56ft
Lumens		
● 2700K	780lm/m 238lm/ft	1210lm/m 369lm/ft
● 3000K	825lm/m 252lm/ft	1245lm/m 380lm/ft
● 4000K	885lm/m 270lm/ft	1280lm/m 390lm/ft
○ 6000K	885lm/m 270lm/ft	1280lm/m 390lm/ft

Note: 'x' (CCT) = "27"(2700K) / "30"(3000K) / "40"(4000K) / "50"(5000K) / "60"(6000K). Please contact us for more information.

### Dimension



10x5mm-IP67  
 Tri-color extrusion process


10x4.5mm-IP67  
 Extrusion process

8x4.5mm-IP62  
 Extrusion process



# Colorful Series

The atmosphere is inseparable from colors.  
Provides better options for various venues.  
Indirect installation of linear lighting also makes the environment more concise  
and can better reflect the atmosphere of the environment.



# Tunable White / 5050 SMD

60LEDS/M 14.4W

**Product NO.** LD-5050-24-60S10-14P0-DW 2in1



Can meet different color temperature requirements. Integrated package solution for more uniform and consistent light mixing. The matched color control system can achieve uniform color temperature and brightness adjustment.



2700K + 6000K

## Waterproof grade




## Technical Details

<b>Power</b>	14.4W/M 4.39W/ft
<b>Voltage</b>	DC24V
<b>CRI</b>	80
<b>Led Qty</b>	60LEDS/M 18LEDS/ft
<b>Color Temperature</b>	● 2700K ○ 6000K
<b>Lumens</b>	640lm 195lm/ft 680lm 207lm/ft
<b>Length/Reel</b>	5M 16.41ft
<b>Cutting Length</b>	100mm 3.94"
<b>Waterproof grade</b>	IP20/IP62/IP65/IP67/IP68

Note: 'x' (CCT) = 27°(2700K) / 30°(3000K) / 40°(4000K) / 50°(5000K) / 60°(6000K), Please contact us for more information.  
\* Please contact our sales for the latest details and certifications

## Dimension



## Connectors List



\* Please Go to page 248 for Accessory and Connector Usage Guidelines.

# Tunable White / 5050 SMD

60LEDS/M 14.4W

**Product NO.** LD-5050-24-60S10-14P0-DW



Can meet different color temperature requirements. The matched color control system can achieve uniform color temperature and brightness adjustment.



2700K + 6000K

## Waterproof grade




## Technical Details

<b>Power</b>	14.4W/M 4.39W/ft
<b>Voltage</b>	DC24V
<b>CRI</b>	90
<b>Led Qty</b>	60LEDS/M 18LEDS/ft
<b>Color Temperature</b>	● 2700K ○ 6000K
<b>Lumens</b>	620lm 189lm/ft 660lm 201lm/ft
<b>Length/Reel</b>	5M 16.41ft
<b>Cutting Length</b>	66.7mm 2.63"
<b>Waterproof grade</b>	IP20/IP62/IP65/IP67/IP68

Note: 'x' (CCT) = 27°(2700K) / 30°(3000K) / 40°(4000K) / 50°(5000K) / 60°(6000K), Please contact us for more information.  
\* Please contact our sales for the latest details and certifications

## Dimension



## Connectors List



\* Please Go to page 248 for Accessory and Connector Usage Guidelines.

# Tunable White / 3527 SMD

120LEDS/M 19.2W

**Product NO.** LD-3527-24-120S10-19P0-DW 2in1



Can meet different color temperature requirements.  
Integrated package solution for more uniform and consistent light mixing.  
The matched color control system can achieve uniform color temperature and brightness adjustment.

2700K + 6000K

### Waterproof grade

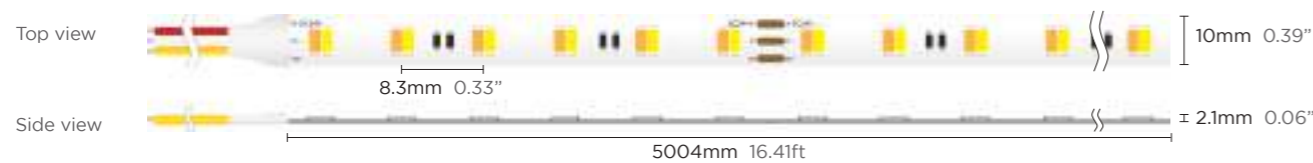


### Technical Details

<b>Power</b>	19.2W/M 5.85W/ft
<b>Voltage</b>	DC24V
<b>CRI</b>	80
<b>Led Qty</b>	120LEDS/M 36LEDS/ft
<b>Color Temperature</b>	● 2700K ○ 6000K
<b>Lumens</b>	760lm 232lm/ft 800lm 244lm/ft
<b>Length/Reel</b>	5M 16.41ft
<b>Cutting Length</b>	50mm 1.97"
<b>Waterproof grade</b>	IP20/IP62/IP65/IP67/IP68

Note:'x' (CCT) = "27"(2700K) / "30"(3000K) / "40"(4000K) / "50"(5000K) / "60"(6000K), Please contact us for more information.  
\* Please contact our sales for the latest details and certifications

### Dimension



### Connectors List



\* Please Go to page 248 for Accessory and Connector Usage Guidelines.

# Tunable White / 2835 SMD

120LEDS/M 19.2W

**Product NO.** FLD-2835H-24-120S10-19P0-DW



Can meet different color temperature requirements.  
The matched color control system can achieve uniform color temperature and brightness adjustment.

2700K + 6000K

### Waterproof grade




### Technical Details

<b>Power</b>	19.2W/M 5.85W/ft
<b>Voltage</b>	DC24V
<b>CRI</b>	90
<b>Led Qty</b>	120LEDS/M 36LEDS/ft
<b>Color Temperature</b>	● 2700K ○ 6000K
<b>Lumens</b>	880lm 268lm/ft 960lm 293lm/ft
<b>Length/Reel</b>	5M 16.41ft
<b>Cutting Length</b>	100mm 3.94"
<b>Waterproof grade</b>	IP20/IP62/IP65/IP67/IP68

Note:'x' (CCT) = "27"(2700K) / "30"(3000K) / "40"(4000K) / "50"(5000K) / "60"(6000K), Please contact us for more information.  
\* Please contact our sales for the latest details and certifications

### Dimension



### Connectors List



\* Please Go to page 248 for Accessory and Connector Usage Guidelines.

# RGB / 3838 SMD

120LEDS/M 9.6W

**Product NO.** LD-3838-24-120S05-09P0-R



Integrated RGB three-color light-emitting chip, bright and pure color.  
High density layout, uniform light mixing effect.  
5mm width PCB, available for slim space.



## Waterproof grade



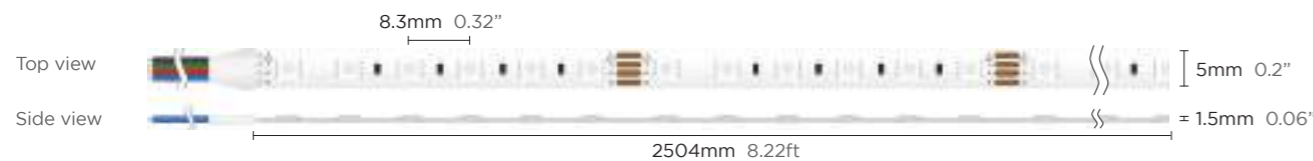
## Technical Details

<b>Power</b>	9.6W/M 2.93W/ft
<b>Voltage</b>	DC24V
<b>CRI</b>	-
<b>Led Qty</b>	120LEDS/M 36LEDS/ft
<b>Color Temperature</b>	● R ● G ● B
<b>Lumens</b>	615-625nm 84lm/m 26lm/ft    520-530nm 384lm/m 117lm/ft    460-470nm 76lm/m 23lm/ft
<b>Length/Reel</b>	2504mm 8.22ft
<b>Cutting Length</b>	50mm 1.97"
<b>Waterproof grade</b>	IP20/IP65

Note:'x' (CCT) = "27"(2700K) / "30"(3000K) / "40"(4000K) / "50"(5000K) / "60"(6000K), Please contact us for more information.

\* Please contact our sales for the latest details and certifications

## Dimension



## Connectors List



\* Please Go to page 248 for Accessory and Connector Usage Guidelines.

# RGB / 3838 SMD

120LEDS/M 14.4W

**Product NO.** LD-3838-24-120S08-14P0-R



Integrated RGB three-color light-emitting chip, bright and pure color.  
High density layout, uniform light mixing effect.  
Adapt all kinds of controllers for colorful light.



## Waterproof grade




## Technical Details

<b>Power</b>	14.4W/M 4.39W/ft
<b>Voltage</b>	DC24V
<b>CRI</b>	-
<b>Led Qty</b>	120LEDS/M 36LEDS/ft
<b>Color Temperature</b>	● R ● G ● B
<b>Lumens</b>	615-625nm 120lm/m 37lm/ft    520-530nm 475lm/m 145lm/ft    460-470nm 98lm/m 30lm/ft
<b>Length/Reel</b>	5M 16.41ft
<b>Cutting Length</b>	50mm 1.97"
<b>Waterproof grade</b>	IP20/IP62/IP65/IP67/IP68

Note:'x' (CCT) = "27"(2700K) / "30"(3000K) / "40"(4000K) / "50"(5000K) / "60"(6000K), Please contact us for more information.

\* Please contact our sales for the latest details and certifications

## Dimension



## Connectors List



\* Please Go to page 248 for Accessory and Connector Usage Guidelines.

# RGB / 3838 SMD

144LEDS/M 14.4W

Product NO. LD-3838-24-144S10-14P0-R



High density layout 144 Leds/m, uniform light mixing effect, dot-free light.

Adapt all kinds of controllers for colorful light.



### Waterproof grade




### Technical Details

Power	14.4W/M 4.39W/ft
Voltage	DC24V
CRI	-
Led Qty	144LEDS/M 44LEDS/ft
Color Temperature	●R ●G ●B
Lumens	615-625nm 124lm/m 38lm/ft 520-530nm 512lm/m 156lm/ft 460-470nm 103lm/m 31lm/ft
Length/Reel	5M 16.41ft
Cutting Length	41.7mm 1.64"
Waterproof grade	IP20/IP62/IP65/IP67/IP68

Note:'x' (CCT) =27°(2700K) / 30°(3000K) / 40°(4000K) / 50°(5000K) / 60°(6000K), Please contact us for more information.

\* Please contact our sales for the latest details and certifications

### Dimension



### Connectors List



\* Please Go to page 248 for Accessory and Connector Usage Guidelines.

# RGB / 5050 SMD

30LEDS/M 7.2W

Product NO. LD-5050-24-30S10-07P0-R



Self-packing RGB, with high consistency of wavelength, bright and pure color.

The overall color jump and gradient can be realized by the controlled.



### Waterproof grade




### Technical Details

Power	7.2W/M 2.19W/ft
Voltage	DC24V
CRI	-
Led Qty	30LEDS/M 9LEDS/ft
Color Temperature	●R ●G ●B
Lumens	615-625nm 60lm/m 18lm/ft 520-530nm 150lm/m 45lm/ft 460-470nm 40lm/m 12lm/ft
Length/Reel	5M 16.41ft
Cutting Length	166.7mm 6.56"
Waterproof grade	IP20/IP62/IP65/IP67/IP68

Note:'x' (CCT) =27°(2700K) / 30°(3000K) / 40°(4000K) / 50°(5000K) / 60°(6000K), Please contact us for more information.

\* Please contact our sales for the latest details and certifications

### Dimension



### Connectors List



\* Please Go to page 248 for Accessory and Connector Usage Guidelines.

# RGB / 5050SMD

60LEDS/M 14.4W

**Product NO.** LD-5050-24-60S10-14P0-R



Self-packing RGB, with high consistency of wavelength, bright and pure color. The overall color jump and gradient can be realized by the controlled.



## Waterproof grade




## Technical Details

<b>Power</b>	14.4W/M 4.39W/ft
<b>Voltage</b>	DC24V
<b>CRI</b>	-
<b>Led Qty</b>	60LEDS/M 18LEDS/ft
<b>Color Temperature</b>	●R ●G ●B
<b>Lumens</b>	130lm/m 40lm/ft    330lm/m 101lm/ft    70lm/m 21lm/ft
<b>Length/Reel</b>	5M 16.41ft
<b>Cutting Length</b>	100mm 3.94"
<b>Waterproof grade</b>	IP20/IP62/IP65/IP67/IP68

Note:'x' (CCT) =27°(2700K) / 30°(3000K) / 40°(4000K) / 50°(5000K) / 60°(6000K), Please contact us for more information.

\* Please contact our sales for the latest details and certifications

## Dimension



## Connectors List



\* Please Go to page 248 for Accessory and Connector Usage Guidelines.

# 2835 SMD / RGB

70LEDS/M 7.2W

**Product NO.** LD-2835-24-70S08-07P0-R



High-quality 2835 LED beads are used, with low power consumption and high brightness. The light is evenly distributed and cost-effective. Paired with connectors and profiles, installation is quick and easy, creating more scene applications.



## Waterproof grade




## Technical Details

<b>Power</b>	7.2W/M 2.19W/ft
<b>Voltage</b>	DC24V
<b>CRI</b>	-
<b>Led Qty</b>	70LEDS/M 9LEDS/ft
<b>Color Temperature</b>	●R ●G ●B
<b>Lumens</b>	615-625nm 85lm/m 26lm/ft    520-530nm 235lm/m 72lm/ft    460-470nm 45lm/m 14lm/ft
<b>Length/Reel</b>	5M 16.41ft
<b>Cutting Length</b>	100mm 3.94"
<b>Waterproof grade</b>	IP20/IP62/IP65/IP67/IP68

Note:'x' (CCT) =27°(2700K) / 30°(3000K) / 40°(4000K) / 50°(5000K) / 60°(6000K), Please contact us for more information.

\* Please contact our sales for the latest details and certifications

## Dimension



## Connectors List



\* Please Go to page 248 for Accessory and Connector Usage Guidelines.

# 2835 SMD / RGB

## 140LEDS/M 12W

Product NO. LD-2835-24-140S08-12P0-R



Self-packing RGB, with high consistency of wavelength, bright and pure color.  
The overall color jump and gradient can be realized by the controlled.



### Waterproof grade




### Technical Details

Power	12W/M 3.66W/ft
Voltage	DC24V
CRI	-
Led Qty	140LEDs/M 42LEDs/ft
Color Temperature	●R ●G ●B
Lumens	615-625nm 135lm/m 41lm/ft    520-530nm 440lm/m 134lm/ft    460-470nm 88lm/m 27lm/ft
Length/Reel	5M 16.41ft
Cutting Length	50mm 1.97"
Waterproof grade	IP20/IP62/IP65/IP67/IP68

Note:'x' (CCT) =27°(2700K) / 30°(3000K) / 40°(4000K) / 50°(5000K) / 60°(6000K), Please contact us for more information.  
\* Please contact our sales for the latest details and certifications

### Dimension



### Connectors List



\* Please Go to page 248 for Accessory and Connector Usage Guidelines.

# 2835 SMD / RGB

## 182LEDS/M 15W

Product NO. LD-2835-24-182S12-15P0-R



High-quality 2835 LED beads are used, with low power consumption and high brightness.  
The light is evenly distributed and cost-effective.  
Paired with connectors and profiles, installation is quick and easy, creating more scene applications.



### Waterproof grade



### Technical Details

Power	15W/M 4.57W/ft
Voltage	DC24V
CRI	-
Led Qty	182LEDs/M 55LEDs/ft
Color Temperature	●R ●G ●B
Lumens	615-625nm 160lm/m 49lm/ft    520-530nm 630lm/m 192lm/ft    460-470nm 115lm/m 35lm/ft
Length/Reel	5M 16.41ft
Cutting Length	38.5mm 1.52"
Waterproof grade	IP20/IP62/IP65/IP67/IP68

Note:'x' (CCT) =27°(2700K) / 30°(3000K) / 40°(4000K) / 50°(5000K) / 60°(6000K), Please contact us for more information.  
\* Please contact our sales for the latest details and certifications

### Dimension



### Connectors List



\* Please Go to page 248 for Accessory and Connector Usage Guidelines.

# Multiple Color / RGBW / 3527 SMD

120LEDS/M 19.2W

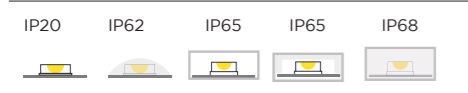
**Product NO.** LD-3527-24-120S10-19P0-RW



Can achieve a variety of colors including white ,and improve color index and consistency for white lights. Integrated package solution for more uniform and consistent light mixing.



## Waterproof grade



## Technical Details

<b>Power</b>	19.2W/M 5.85W/ft
<b>Voltage</b>	DC24V
<b>CRI</b>	80
<b>Led Qty</b>	120LEDS/M 36LEDS/ft
<b>Length/Reel</b>	5M 16.41ft
<b>Cutting Length</b>	100mm 3.94"
<b>Waterproof grade</b>	IP20/IP62/IP65/IP67/IP68


## Lumens

Color Temperature			
● Red	615-625nm	130lm/m	40lm/ft
● Green	520-530nm	330lm/m	30lm/ft
● Blue	460-470nm	70lm/m	32lm/ft
○ White			
● 2400K		310lm/m	95lm/ft
● 2700K		320lm/m	98lm/ft
● 3000K		340lm/m	104lm/ft
● 4000K		360lm/m	110lm/ft
● 5000K		400lm/m	122lm/ft
● 6000K		380lm/m	116lm/ft

Note:'x' (CCT) = "27"(2700K) / "30"(3000K) / "40"(4000K) / "50"(5000K) / "60"(6000K), Please contact us for more information.

\* Please contact our sales for the latest details and certifications

## Dimension



## Connectors List



\* Please Go to page 248 for Accessory and Connector Usage Guidelines.

# Multiple Color / RGBW / 5050 SMD

60LEDS/M 14.4W

**Product NO.** LD-5050-24-60S12-14P0-RW



Can achieve a variety of colors including white ,and improve color index and consistency for white lights. Integrated package solution for more uniform and consistent light mixing.



## Waterproof grade



## Technical Details

<b>Power</b>	14.4W/M 4.39W/ft
<b>Voltage</b>	DC24V
<b>CRI</b>	90
<b>Led Qty</b>	60LEDS/M 18LEDS/ft
<b>Length/Reel</b>	5M 16.41ft
<b>Cutting Length</b>	200mm 7.87"
<b>Waterproof grade</b>	IP20/IP62/IP65/IP67/IP68

## Lumens

Color Temperature		
● Red	70lm/m	21lm/ft
● Green	160lm/m	49lm/ft
● Blue	40lm/m	12lm/ft
○ White		
● 2400K	540lm/m	165lm/ft
● 2700K	620lm/m	189lm/ft
● 3000K	630lm/m	192lm/ft
● 4000K	710lm/m	216lm/ft
● 5000K	710lm/m	216lm/ft
● 6000K	660lm/m	201lm/ft

Note:'x' (CCT) = "27"(2700K) / "30"(3000K) / "40"(4000K) / "50"(5000K) / "60"(6000K), Please contact us for more information.

\* Please contact our sales for the latest details and certifications

## Dimension



## Connectors List



\* Please Go to page 248 for Accessory and Connector Usage Guidelines.



# Multiple Color / RGBW / 5050 SMD

60LEDS/M 19.2W

Product NO. LD-5050-24-60S12-14PO-RW 4in1



Can meet the requirements of a variety of the white and color light, and improve the color index and consistency for white lights. 4 in 1 integrated package solution could achieve more uniform and consistent mixing light.



## Waterproof grade



## Technical Details


<b>Power</b>	19.2W/M 5.85W/ft
<b>Voltage</b>	DC24V
<b>CRI</b>	80
<b>Led Qty</b>	60LEDS/M 18LEDS/ft
<b>Length/Reel</b>	5M 16.41ft
<b>Cutting Length</b>	100mm 3.94"
<b>Waterproof grade</b>	IP20/IP62/IP65/IP67/IP68

## Lumens

Color Temperature		
● Red	120lm/m	37lm/ft
● Green	300lm/m	91lm/ft
● Blue	60lm/m	18lm/ft
○ White		
● 2400K	300lm/m	91lm/ft
● 2700K	310lm/m	95lm/ft
● 3000K	330lm/m	101lm/ft
● 4000K	340lm/m	104lm/ft
● 5000K	380lm/m	116lm/ft
● 6000K	360lm/m	110lm/ft

Note: 'x' (CCT) = "27"(2700K) / "30"(3000K) / "40"(4000K) / "50"(5000K) / "60"(6000K), Please contact us for more information.  
\* Please contact our sales for the latest details and certifications

## Dimension



## Connectors List



\* Please Go to page 248 for Accessory and Connector Usage Guidelines.

# Multiple Color / RGBW / 2835&2216 SMD

224LEDS/M 19.2W

Product NO. LD-28x22-24-224S12-15PO-RW



Can meet the requirements of a variety of the white and color light, and improve the color index and consistency for white lights. 4 in 1 integrated package solution could achieve more uniform and consistent mixing light.



## Waterproof grade



## Technical Details


<b>Power</b>	15W/M 4.57W/ft
<b>Voltage</b>	DC24V
<b>CRI</b>	90
<b>Led Qty</b>	224LEDS/M 68LEDS/ft
<b>Length/Reel</b>	5M 16.41ft
<b>Cutting Length</b>	62.5mm 2.46"
<b>Waterproof grade</b>	IP20/IP62/IP65/IP67/IP68

## Lumens

Color Temperature		
● Red	120lm/m	37lm/ft
● Green	300lm/m	91lm/ft
● Blue	60lm/m	18lm/ft
● 4000K	340lm/m	104lm/ft

Note: 'x' (CCT) = "27"(2700K) / "30"(3000K) / "40"(4000K) / "50"(5000K) / "60"(6000K), Please contact us for more information.  
\* Please contact our sales for the latest details and certifications

## Dimension



## Connectors List



\* Please Go to page 248 for Accessory and Connector Usage Guidelines.

# Multiple Color / RGBWW / 2835&2216 SMD

210LEDS/M 15W

**Product NO.** LD-28x22-24-210S12-15PO-RWW



Can meet the requirements of a variety of the white and color light, and improve the color index and consistency for white lights. 5 in 1 integrated package solution could achieve more uniform and consistent mixing light.



## Waterproof grade



## Technical Details


<b>Power</b>	15W/M 4.57W/ft
<b>Voltage</b>	DC24V
<b>CRI</b>	90
<b>Led Qty</b>	210LEDS/M 64LEDS/ft
<b>Length/Reel</b>	5M 16.41ft
<b>Cutting Length</b>	100mm 3.94"
<b>Waterproof grade</b>	IP20/IP62/IP65/IP67/IP68

## Lumens

Color Temperature		
● Red	100lm/m	30lm/ft
● Green	300lm/m	91lm/ft
● Blue	60lm/m	18lm/ft
○ White		
● 2400K	340lm/m	104lm/ft
● 6000K	360lm/m	110lm/ft

Note:'x' (CCT) = "27"(2700K) / "30"(3000K) / "40"(4000K) / "50"(5000K) / "60"(6000K), Please contact us for more information.  
\* Please contact our sales for the latest details and certifications

## Dimension



# Multiple Color / RGBWW / 5050 SMD

60LEDS/M 24W

**Product NO.** LD-5050-24-60S12-24PO-RWW 5in1



Can meet the requirements of a variety of the white and color light, and improve the color index and consistency for white lights. 5 in 1 integrated package solution could achieve more uniform and consistent mixing light.



## Waterproof grade



## Technical Details

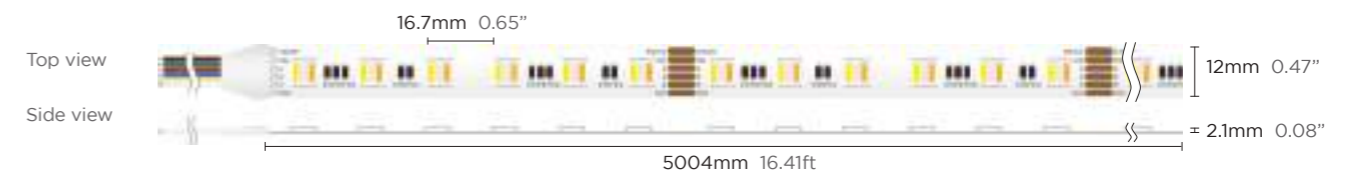
<b>Power</b>	24W/M 7.32W/ft
<b>Voltage</b>	DC24V
<b>CRI</b>	80
<b>Led Qty</b>	60LEDS/M 18LEDS/ft
<b>Length/Reel</b>	5M 16.41ft
<b>Cutting Length</b>	200mm 7.87"
<b>Waterproof grade</b>	IP20/IP62/IP65/IP67/IP68

## Lumens

Color Temperature		
● Red	120lm/m	37lm/ft
● Green	330lm/m	101lm/ft
● Blue	60lm/m	18lm/ft
○ White		
● 2400K	340lm/m	104lm/ft
● 6000K	430lm/m	131lm/ft

Note:'x' (CCT) = "27"(2700K) / "30"(3000K) / "40"(4000K) / "50"(5000K) / "60"(6000K), Please contact us for more information.  
\* Please contact our sales for the latest details and certifications

## Dimension



# DIGITAL COLORFUL

---

SPI Series

DMX Series



# SPI Series

Built-in dot control IC, high consistency and reliability.  
 RGBW 4 in 1 diode , present with variety color.  
 The matched controller can realize the following effects:single color,  
 gradient color change , chasing , animation and scene display.

## SPI Series / RGBW / 5050SMD / 5V 60LEDS/M 12W

Product NO. LD-5050-5V-60S10-12P0-ARW



### Waterproof grade



### Technical Details


<b>Power</b>	12W/M 3.66W/ft
<b>Voltage</b>	DC5V
<b>CRI</b>	90
<b>Led Qty</b>	60LEDS/M 18LEDS/ft
<b>Length/Reel</b>	5M 16.41ft
<b>Cutting Length</b>	16.7mm 0.65"
<b>Waterproof grade</b>	IP20/IP62/IP65/IP68

Note:'x' (CCT) ="27"(2700K) / "30"(3000K) / "40"(4000K) / "50"(5000K) / "60"(6000K), Please contact us for more information.  
 \* Please contact our sales for the latest details and certifications

### Lumens

Color Temperature		
● Red	615-625nm /120lm/m	36lm/ft
● Green	520-530nm /300lm/m	91lm/ft
● Blue	460-470nm /70lm/m	21lm/ft
○ White		
● 2700K	300lm/m	91lm/ft
● 3000K	310lm/m	95lm/ft
● 4000K	320lm/m	98lm/ft
● 5000K	340lm/m	104lm/ft
● 6000K	360lm/m	110lm/ft

### Dimension




# SPI Series / RGB / 5050SMD / 5V

## 60LEDS/M 14W

Product NO. LD-5050-5V-60S10-14PO-AR



### Waterproof grade




### Technical Details

Power	14W/M 4.27W/ft
Voltage	DC5V
CRI	-
Led Qty	60LEDS/M 18LEDS/ft
Color Temperature	●R ●G ●B
Lumens	615-625nm 120lm/m 36lm/ft 520-530nm 300lm/m 91lm/ft 460-470nm 70lm 21lm/ft
Length/Reel	5M 16.41ft
Cutting Length	16.7mm 0.65"
Waterproof grade	IP20/IP62/IP65/IP68

Note:'x' (CCT) = "27"(2700K) / "30"(3000K) / "40"(4000K) / "50"(5000K) / "60"(6000K), Please contact us for more information.  
\* Please contact our sales for the latest details and certifications

### Dimension




# SPI Series / RGB / 5050SMD / 12V

## 60LEDS/M 14W

Product NO. LD-5050-12-60S10-14PO-AR



### Waterproof grade




### Technical Details

Power	14.4W/M 4.39W/ft
Voltage	DC12V
CRI	-
Led Qty	60LEDS/M 18LEDS/ft
Color Temperature	●R ●G ●B
Lumens	615-625nm 105lm/m 32lm/ft 520-530nm 255lm/m 78lm/ft 460-470nm 60lm/m 18lm/ft
Length/Reel	5M 16.41ft
Cutting Length	50mm 1.96"
Waterproof grade	IP20/IP62/IP65/IP68

Note:'x' (CCT) = "27"(2700K) / "30"(3000K) / "40"(4000K) / "50"(5000K) / "60"(6000K), Please contact us for more information.  
\* Please contact our sales for the latest details and certifications

### Dimension



# SPI Series / RGB / 5050SMD / 24V

## 60LEDS/M 14W

Product NO. LD-5050-24-60S10-14P0-AR



### Waterproof grade





### Technical Details

Power	14.4W/M 4.39W/ft					
Voltage	DC24V					
CRI	-					
Led Qty	60LEDS/M 18LEDS/ft					
Color Temperature	● R		● G		● B	
Lumens	615-625nm 110lm/m 34lm/ft		520-530nm 260lm/m 79lm/ft		460-470nm 60lm/m 18lm/ft	
Length/Reel	5M 16.41ft					
Cutting Length	100mm 3.93"					
Waterproof grade	IP20/IP62/IP65/IP68					

Note: 'x' (CCT) = "27"(2700K) / "30"(3000K) / "40"(4000K) / "50"(5000K) / "60"(6000K), Please contact us for more information.

\* Please contact our sales for the latest details and certifications

### Dimension



# DMX Series

Colors jump & gradual changings can be realized by controller coding.  
Varying color programs can be controlled by 10pixels per meter.  
DMX512 control IC-SM18522PS.

# DMX Series / CCT / 5050SMD / 24V

56LEDs/M 12W

Product NO. LD-5050-24-56S10-12PO-DMW



### Waterproof grade



### Technical Details


<b>Power</b>	12W/M 3.66W/ft
<b>Voltage</b>	DC24V
<b>CRI</b>	90
<b>Led Qty</b>	56LEDs/M 17LEDs/ft
<b>Length/Reel</b>	5M 16.41ft
<b>Cutting Length</b>	125mm 4.92"
<b>Waterproof grade</b>	IP20/IP62/IP65/IP68

### Lumens

Color Temperature		
● 2700K	960lm/m	293lm/ft
● 3000K	995lm/m	303lm/ft
● 4000K	1025lm/m	313lm/ft
● 5000K	1025lm/m	313lm/ft
● 6000K	1025lm/m	313lm/ft

Note: 'x' (CCT) = \*27\*(2700K) / \*30\*(3000K) / \*40\*(4000K) / \*50\*(5000K) / \*60\*(6000K), Please contact us for more information.  
\* Please contact our sales for the latest details and certifications

### Dimension



# DMX Series / RGB&RGBW / 5050SMD / 24V



### Waterproof grade




### Technical Details



	RGB	RGBW
<b>Product NO.</b>	LD-5050-24-56S10-12PO-DR	LD-5050-24-56S12-14PO-DRW
<b>Power</b>	12W/M 3.65W/ft	14W/M 4.27W/ft
<b>Voltage</b>	DC24V	DC24V
<b>CRI</b>	-	80
<b>Led Qty</b>	56LEDs/M 17LEDs/ft	56LEDs/M 17LEDs/ft
<b>Length/Reel</b>	5M 16.41ft	5M 16.41ft
<b>Cutting Length</b>	125mm 4.92"	125mm 4.92"
<b>Waterproof grade</b>	IP20/IP62/IP65/IP68	IP20/IP62/IP65/IP68
<b>Color Temperature</b>	● R ● G ● B	● R ● G ● B ● 3000K
<b>Lumens</b>	122lm/m 37lm/ft	331lm/m 101lm/ft
	68lm/m 21lm/ft	102lm/m 31lm/ft
		300lm/m 92lm/ft
		72lm/m 22lm/ft
		308lm/m 94lm/ft

Note: 'x' (CCT) = \*27\*(2700K) / \*30\*(3000K) / \*40\*(4000K) / \*50\*(5000K) / \*60\*(6000K), Please contact us for more information.  
\* Please contact our sales for the latest details and certifications

### Dimension





# DMX Series / CCT / 5050SMD / 24V

60LEDS/M 14W

Product NO. LD-5050-24-60S10-14P0-DMW



### Waterproof grade



### Technical Details


<b>Power</b>	14W/M 4.26W/ft
<b>Voltage</b>	DC24V
<b>CRI</b>	90
<b>Led Qty</b>	60LEDS/M 18LEDS/ft
<b>Length/Reel</b>	5M 16.41ft
<b>Cutting Length</b>	100mm 3.93"
<b>Waterproof grade</b>	IP20/IP62/IP65/IP68

### Lumens

Color Temperature		
● 2700K	965lm/m	294lm/ft
● 3000K	980lm/m	299lm/ft
● 4000K	1035lm/m	316lm/ft
● 5000K	1035lm/m	316lm/ft
● 6000K	1035lm/m	316lm/ft

Note:'x' (CCT) = "27"(2700K) / "30"(3000K) / "40"(4000K) / "50"(5000K) / "60"(6000K), Please contact us for more information.  
\* Please contact our sales for the latest details and certifications

### Dimension



# DMX Series / RGB / 5050SMD / 24V

60LEDS/M 14W

Product NO. LD-5050-24-60S10-14P0-DR



### Waterproof grade




### Technical Details

<b>Power</b>	14W/M 4.26W/ft					
<b>Voltage</b>	DC24V					
<b>CRI</b>	-					
<b>Led Qty</b>	60LEDS/M 18LEDS/ft					
<b>Color Temperature</b>	● R	● G	● B			
<b>Lumens</b>	125lm/m	38lm/ft	355lm/m	108lm/ft	75lm/m	23lm/ft
<b>Length/Reel</b>	5M 16.41ft					
<b>Cutting Length</b>	100mm 3.93"					
<b>Waterproof grade</b>	IP20/IP62/IP65/IP68					

Note:'x' (CCT) = "27"(2700K) / "30"(3000K) / "40"(4000K) / "50"(5000K) / "60"(6000K), Please contact us for more information.  
\* Please contact our sales for the latest details and certifications

### Dimension



# SPECIAL SERIES

---

High Voltage Series

4020 Side Emitting Series

160° Monolithic Integrated Lens

Haute Color Series

Fresh Food / Jewelry Lighting

S Type Series



# High Voltage Strips

Ultra-long, up to 50 meters with one end feed.  
Stable constant current solution.  
Passed CE, RoHS certified.



SPECIAL SERIES - HIGH VOLTAGE STRIPS



Technical Details	72LEDs/M 9W CE	96LEDs/M 10W
	LD-2835G-220-72S12-09P5-W	
Power	9W/M 2.74W/ft	10W/M 3.04W/ft
Voltage	AC220V	AC220V
CRI	80	80
Led Qty	72LEDs/M 21LEDs/ft	96LEDs/M 29LEDs/ft
Length/Reel	50M 164.04ft	50M 164.04ft
Waterproof grade	IP65	IP65

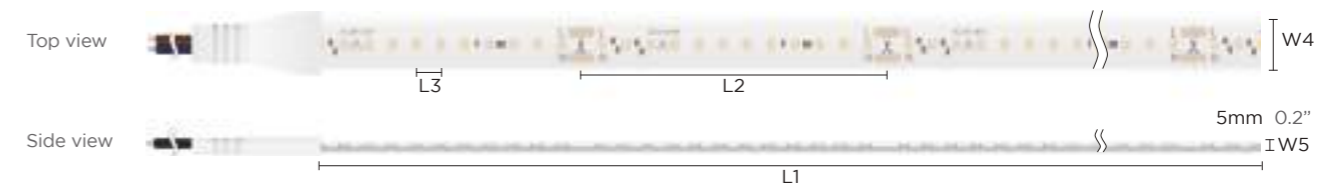
Technical Details	104LEDs/M 12W	120LEDs/M 14W
	LD-2835G-220-104S12-12P5-W	
Power	12W/M 3.65W/ft	14W/M 4.26W/ft
Voltage	AC220V	AC220V
CRI	80	80
Led Qty	104LEDs/M 31LEDs/ft	120LEDs/M 36LEDs/ft
Length/Reel	50M 164.04ft	50M 164.04ft
Waterproof grade	IP65	IP65

Lumens	72LEDs/M 9W CE	96LEDs/M 10W	104LEDs/M 12W	120LEDs/M 14W
● 3000K	850lm/m 259lm/ft	1000lm/m 305lm/ft	1200lm/m 366lm/ft	1330lm/m 405lm/ft
● 4000K	900lm/m 274lm/ft	1050lm/m 320lm/ft	1260lm/m 384lm/ft	1400lm/m 427lm/ft
● 6500K	900lm/m 274lm/ft	1050lm/m 320lm/ft	1260lm/m 384lm/ft	1400lm/m 427lm/ft

Note: 'x' (CCT) = "27"(2700K) / "30"(3000K) / "40"(4000K) / "50"(5000K) / "60"(6000K), Please contact us for more information.

\* Please contact our sales for the latest details and certifications

## Dimension



	L1	L2	L3	W4
LD-2835G-220-72S12-09P5-W	50m 164.04ft	166.7mm 6.56"	13.9mm 0.54"	14mm 0.55"
LD-2835G-220-96S12-10P5-W	50m 164.04ft	125mm 4.92"	10.4mm 0.4"	14mm 0.55"
LD-2835G-220-104S12-12P5-W	50m 164.04ft	125mm 4.92"	10.4mm 0.4"	14mm 0.55"
LD-2835G-220-120S12-14P5-W	50m 164.04ft	100mm 3.94"	8.3mm 0.32"	14mm 0.55"

SPECIAL SERIES - HIGH VOLTAGE STRIPS

# 4020 Side Emitting Series

Suitable for ultra-thin light box, counters, crevices, etc.  
 High light efficiency, up to 120LM/W.  
 High color consistency, SDCM<5.



SPECIAL SERIES · 4020 SIDE EMITTING SERIES



**Product NO.** LD-4020-24-70S08-05P0-W

## Technical Details

<b>Power</b>	4.8W/M 1.46W/ft
<b>Voltage</b>	DC24V
<b>CRI</b>	90
<b>Led Qty</b>	70LEDs/M 21LEDs/ft
<b>Length/Reel</b>	5M 16.41ft
<b>Waterproof grade</b>	IP20

## Lumens

Color Temperature		
● 2700K	530lm/m	162lm/ft
● 3000K	550lm/m	168lm/ft
● 4000K	580lm/m	177lm/ft
● 5000K	580lm/m	177lm/ft
● 6000K	550lm/m	168lm/ft

**Product NO.** LD-4020-24-140S08-09P0-W

## Technical Details

<b>Power</b>	9.6W/M 2.93W/ft
<b>Voltage</b>	DC24V
<b>CRI</b>	90
<b>Led Qty</b>	140LEDs/M 42LEDs/ft
<b>Length/Reel</b>	5M 16.41ft
<b>Waterproof grade</b>	IP20

## Lumens

Color Temperature		
● 2700K	1060lm/m	323lm/ft
● 3000K	1100lm/m	335lm/ft
● 4000K	1160lm/m	354lm/ft
● 5000K	1160lm/m	354lm/ft
● 6000K	1100lm/m	335lm/ft

Note: 'x' (CCT) = "27"(2700K) / "30"(3000K) / "40"(4000K) / "50"(5000K) / "60"(6000K), Please contact us for more information.  
 \* Please contact our sales for the latest details and certifications

## Dimension



	L1	L2	L3	W4
LD-4020-24-70S08-05P0-W	5m 16.41ft	100mm 3.93"	14.3mm 0.56"	8mm 0.31"
LD-4020-24-140S08-10P0-W	5m 16.41ft	50mm 1.96"	7.1mm 0.27"	8mm 0.31"

SPECIAL SERIES · 4020 SIDE EMITTING SERIES

# 160° Monolithic Integrated Lens

With lens large angle 160°, replace traditional diffuse reflectors.  
2700-6000K Multi-color temperature optional.



SPECIAL SERIES 160° MONOLITHIC INTEGRATED LENS

SPECIAL SERIES 160° MONOLITHIC INTEGRATED LENS

## Technical Details

### Product NO. LD-6060-24-24S10-10P0-W 160°

Power	9.6W/M 2.93W/ft
Voltage	DC24V
CRI	80
Led Qty	24LEDs/M 7LEDs/ft
Length/Reel	5M 16.41ft
Waterproof grade	IP20

### Lumens

Color Temperature		
2700K	1200lm/m	366lm/ft
3000K	1250lm/m	381lm/ft
4000K	1300lm/m	396lm/ft
5000K	1300lm/m	396lm/ft
6000K	1250lm/m	381lm/ft

### Product NO. LD-6060-24-48S10-14P0-W 160°

Power	14.4W/M 4.39W/ft
Voltage	DC24V
CRI	80
Led Qty	48LEDs/M 14LEDs/ft
Length/Reel	5M 16.41ft
Waterproof grade	IP20

### Lumens

Color Temperature		
2700K	1850lm/m	564lm/ft
3000K	1950lm/m	595lm/ft
4000K	2050lm/m	625lm/ft
5000K	2050lm/m	625lm/ft
6000K	1950lm/m	595lm/ft

### Product NO. LD-6060-24-64S10-19P0-W 160°

Power	19.2W/M 5.85W/ft
Voltage	DC24V
CRI	80
Led Qty	64LEDs/M 19LEDs/ft
Length/Reel	5M 16.41ft
Waterproof grade	IP20


### Lumens

Color Temperature		
2700K	2500lm/m	762lm/ft
3000K	2600lm/m	793lm/ft
4000K	2700lm/m	823lm/ft
5000K	2700lm/m	823lm/ft
6000K	2600lm/m	793lm/ft

Note: 'x' (CCT) = "27"(2700K) / "30"(3000K) / "40"(4000K) / "50"(5000K) / "60"(6000K), Please contact us for more information.

\* Please contact our sales for the latest details and certifications

## Dimension



	L1	L2	L3	W4
LD-6060-24-24S10-10P0-W 160°	5m 16.41ft	166.67mm 6.56"	41.66mm 1.64"	10mm 0.39"
LD-6060-24-48S10-14P0-W 160°	5m 16.41ft	83.3mm 3.27"	20.83mm 0.82"	10mm 0.39"
LD-6060-24-64S10-19P0-W 160°	5m 16.41ft	62.5mm 2.46"	15.62mm 0.61"	10mm 0.39"

# Haute Color Series



Ice Blue



Pink



Tomato



Violet



Rose red



Golden Light

Product NO. LD-2835L-24-120S08-10PO-C

● Ice Blue

Power	9.6W/M 2.93W/ft
Voltage	DC24V
Led Qty	120LEDs/M 36LEDs/ft
Lumens	550lm/m 168lm/ft
Prpc WL	Ld=488.8nm
Peak WL	Lp=493nm

● Pink

Power	9.6W/M 2.93W/ft
Voltage	DC24V
Led Qty	120LEDs/M 36LEDs/ft
Lumens	650lm 198lm/ft
Prpc WL	Ld=501.2nm
Peak WL	Lp=451nm

● Tomato

Power	9.6W/M 2.93W/ft
Voltage	DC24V
Led Qty	120LEDs/M 36LEDs/ft
Lumens	645lm 197lm/ft
Prpc WL	Ld=607.9nm
Peak WL	Lp=613nm

● Violet

Power	9.6W/M 2.93W/ft
Voltage	DC24V
Led Qty	120LEDs/M 36LEDs/ft
Lumens	205lm 63lm/ft
Prpc WL	Ld=439.8nm
Peak WL	Lp=451nm

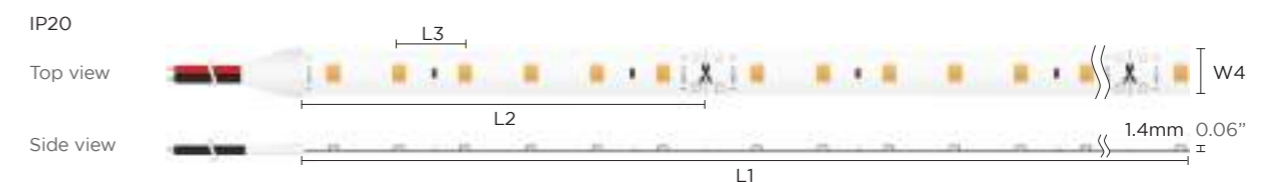
● Rose red

Power	9.6W/M 2.93W/ft
Voltage	DC24V
Led Qty	120LEDs/M 36LEDs/ft
Lumens	360lm 110lm/ft
Prpc WL	Ld=552.9nm
Peak WL	Lp=451nm

● Golden Light

Power	9.6W/M 2.93W/ft
Voltage	DC24V
Led Qty	120LEDs/M 36LEDs/ft
Lumens	1030lm 314lm/ft
Prpc WL	Ld=590nm
Peak WL	Lp=594nm

Dimension



L1	L2	L3	W4	IP
5m 16.41ft	50mm 1.96"	8.3mm 0.32"	8mm 0.31"	IP20

# Fresh food / jewelry lighting



Product NO. LD-2835H-24-192S10-14PO-C



Cake/Cheese	
Power	14W/M 4.26W/ft
Voltage	DC24V
Led Qty	192LEDs/M 59LEDs/ft
Lumens	1610lm/m 491lm/ft
Prpc WL	Ld=588nm
Peak WL	Lp=627nm



Seafood	
Power	14W/M 4.26W/ft
Voltage	DC24V
Led Qty	192LEDs/M 59LEDs/ft
Lumens	1930lm/m 588lm/ft
Prpc WL	Ld=580nm
Peak WL	Lp=456nm



Fruit	
Power	14W/M 4.26W/ft
Voltage	DC24V
Led Qty	192LEDs/M 59LEDs/ft
Lumens	1680lm/m 512lm/ft
Prpc WL	Ld=584nm
Peak WL	Lp=623nm



Pickled Ham	
Power	14W/M 4.26W/ft
Voltage	DC24V
Led Qty	192LEDs/M 59LEDs/ft
Lumens	2100lm/m 640lm/ft
Prpc WL	Ld=494nm
Peak WL	Lp=452nm



Fresh Meat	
Power	14W/M 4.26W/ft
Voltage	DC24V
Led Qty	192LEDs/M 59LEDs/ft
Lumens	1330lm/m 405lm/ft
Prpc WL	Ld=603nm
Peak WL	Lp=630nm



Bread	
Power	14W/M 4.26W/ft
Voltage	DC24V
Led Qty	192LEDs/M 59LEDs/ft
Lumens	1620lm/m 494lm/ft
Prpc WL	Ld=585nm
Peak WL	Lp=620nm



Jadeite lighting	
Power	14W/M 4.26W/ft
Voltage	DC24V
Led Qty	192LEDs/M 59LEDs/ft
Lumens	1540lm/m 470lm/ft
Prpc WL	Ld=581nm
Peak WL	Lp=457nm



Cosmetic lighting	
Power	14W/M 4.26W/ft
Voltage	DC24V
Led Qty	192LEDs/M 59LEDs/ft
Lumens	1840lm/m 561lm/ft
Prpc WL	Ld=579nm
Peak WL	Lp=456nm



Golden lighting	
Power	14W/M 4.26W/ft
Voltage	DC24V
Led Qty	192LEDs/M 59LEDs/ft
Lumens	1650lm/m 503lm/ft
Prpc WL	Ld=590nm
Peak WL	Lp=634nm

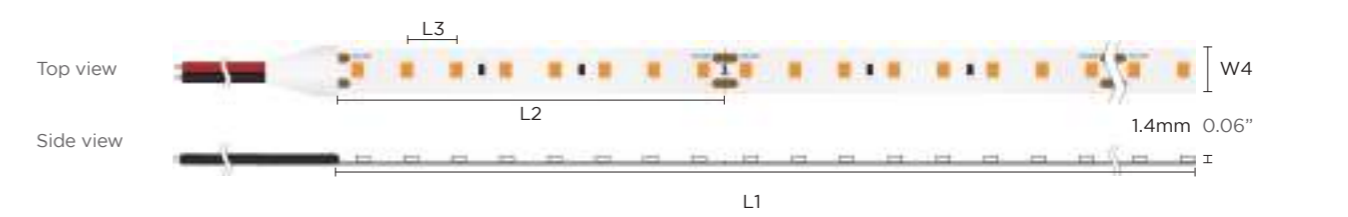


Diamond lighting	
Power	14W/M 4.26W/ft
Voltage	DC24V
Led Qty	192LEDs/M 59LEDs/ft
Lumens	1680lm/m 512lm/ft
Prpc WL	Ld=480nm
Peak WL	Lp=455nm



Crystal lighting	
Power	14W/M 4.26W/ft
Voltage	DC24V
Led Qty	192LEDs/M 59LEDs/ft
Lumens	1980lm/m 470lm/ft
Prpc WL	Ld=579nm
Peak WL	Lp=456nm

## Dimension



L1	L2	L3	W4	IP
5m 16.41ft	41.7mm 1.64"	5.21mm 0.2"	10mm 0.39"	IP20

# S type Series / 12V

## White



Designed for signs, sculptured lettering and back lit lighting.  
Easy to install around tight corners.  
Continuous length up to 5m.



### White/ 60LEDs

**Product NO.** LD-S2835L-12-60S08-05P0-W

<b>Power</b>	4.8W/M 1.46W/ft
<b>Voltage</b>	DC12V
<b>CRI</b>	90
<b>Led Qty</b>	60LEDs/M 18LEDs/ft
<b>Length/Reel</b>	5m 16.41ft
<b>Cutting Length</b>	50mm 1.97"
<b>Waterproof grade</b>	IP20
<b>Lumens</b>	
● 2700K	435lm/m 133lm/ft
● 3000K	455lm/m 139lm/ft
● 4000K	475lm/m 145lm/ft
● 5000K	475lm/m 145lm/ft
● 6000K	475lm/m 145lm/ft

### White/ 120LEDs


**Product NO.** LD-S2835L-12-120S06-05P0-W

<b>Power</b>	4.8W/M 1.46W/ft
<b>Voltage</b>	DC12V
<b>CRI</b>	90
<b>Led Qty</b>	120LEDs/M 36LEDs/ft
<b>Length/Reel</b>	5m 16.41ft
<b>Cutting Length</b>	25mm 0.98"
<b>Waterproof grade</b>	IP20
<b>Lumens</b>	
● 2700K	435lm/m 133lm/ft
● 3000K	455lm/m 139lm/ft
● 4000K	480lm/m 146lm/ft
● 5000K	480lm/m 146lm/ft
● 6000K	480lm/m 146lm/ft

Note:'x' (CCT) = "27"(2700K) / "30"(3000K) / "40"(4000K) / "50"(5000K) / "60"(6000K), Please contact us for more information.

\* Please contact our sales for the latest details and certifications

### Dimension



# S type Series / 24V

## White



Designed for signs, sculptured lettering and back lit lighting.  
Easy to install around tight corners.  
Continuous length up to 5m.



### White/ 60LEDs

**Product NO.** LD-S2835H-24-60S08-10P0-W

<b>Power</b>	9.6W/M 2.92W/ft
<b>Voltage</b>	DC24V
<b>CRI</b>	90
<b>Led Qty</b>	60LEDs/M 18LEDs/ft
<b>Length/Reel</b>	5m 16.41ft
<b>Cutting Length</b>	100mm 3.93"
<b>Waterproof grade</b>	IP20
<b>Lumens</b>	
● 2700K	864lm/m 263lm/ft
● 3000K	900lm/m 274lm/ft
● 4000K	930lm/m 284lm/ft
● 5000K	930lm/m 284lm/ft
● 6000K	930lm/m 284lm/ft

### White/ 120LEDs


**Product NO.** LD-S2835L-24-120S06-05P0-W

<b>Power</b>	4.8W/M 1.46W/ft
<b>Voltage</b>	DC24V
<b>CRI</b>	90
<b>Led Qty</b>	120LEDs/M 36LEDs/ft
<b>Length/Reel</b>	5m 16.41ft
<b>Cutting Length</b>	50mm 1.97"
<b>Waterproof grade</b>	IP20
<b>Lumens</b>	
● 2700K	430lm/m 131lm/ft
● 3000K	450lm/m 137lm/ft
● 4000K	470lm/m 143lm/ft
● 5000K	470lm/m 143lm/ft
● 6000K	470lm/m 143lm/ft

Note:'x' (CCT) = "27"(2700K) / "30"(3000K) / "40"(4000K) / "50"(5000K) / "60"(6000K), Please contact us for more information.

\* Please contact our sales for the latest details and certifications

### Dimension





# S type Series / 24V

Designed for signs, sculptured lettering and back lit lighting.

Easy to install around tight corners.

Continous length up to 5m.



## RGB



### 48LEDs

**Product NO.** LD-S5050-24-48S10-10P0-R

<b>Power</b>	9.6W/M 2.92W/ft
<b>Voltage</b>	DC24V
<b>CRI</b>	/(5050 SMD)
<b>Led Qty</b>	48LEDs/M 14LEDs/ft
<b>Length/Reel</b>	5m 16.41ft
<b>Cutting Length</b>	125mm 4.92"
<b>Waterproof grade</b>	IP20

### Lumens

R	G	B
124lm/m	345lm/m	67lm/m
38lm/ft	105lm/ft	20lm/ft

## RGBW



### 48LEDs


**Product NO.** LD-S5050-24-48S12-14P0-RW

<b>Power</b>	14.4W/M 4.39W/ft
<b>Voltage</b>	DC24V
<b>CRI</b>	80(5050 SMD)
<b>Led Qty</b>	48LEDs/M 14LEDs/ft
<b>Length/Reel</b>	5m 16.41ft
<b>Cutting Length</b>	125mm 4.92"
<b>Waterproof grade</b>	IP20
























### Lumens

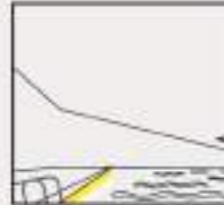
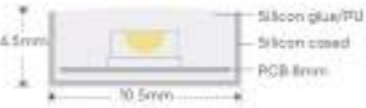

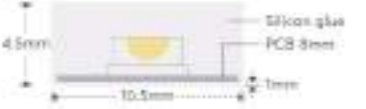


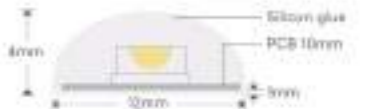





R	G	B	4000K
128lm/m	333lm/m	87lm/m	415lm/m
39lm/ft	102lm/ft	27lm/ft	127lm/ft

## Dimension



# IP RATING

<b>IP20</b> Ribbon Series 	<b>2835 SMD</b>  
	<b>5050 SMD</b>  
	<b>2110 SMD</b>  
<b>IP62</b> 	<b>2835 SMD Dropper Series</b>  
	<b>5050 SMD Dropper Series</b>  
	<b>2835 SMD Hollow Extrusion</b>  
<b>IP65</b> 	<b>2835 SMD Tube Series</b>  
	<b>5050 SMD Tube series</b>  
	<b>2835 SMD Hollow Extrusion</b>  
<b>5050 SMD Hollow Extrusion</b>  	

<b>IP67</b> 	<b>2835 SMD Crystal series</b>  
	<b>2835 SMD Solid Extrusion (Square)</b>  
	<b>2835 SMD Solid Extrusion (Curve)</b>  
<b>IP68</b> 	<b>2835 SMD Jade series</b>  
	<b>5050 SMD Jade series</b>  

Tolerance ±0.3mm

## SHENZHEN MYLEDY CO.,LTD

### **SHENZHEN Marketing Center**

Room1503-1505, Block 2, Excellence City, Zhongkang Road, Futian District,  
Shenzhen City, Guangdong Province, PRC 518049

### **DONGGUAN Manufacturing Center**

MYLEDY Industrial Park, Tongren Road, Longbeiling Industrial Zone, Tangxia  
Town, Dongguan City, Guangdong Province, PRC 523715

### **JIANGMEN Manufacturing Center**

NO. 3 Huahui Road, Waihai Street, Jianghai District, Jiangmen City, Guangdong  
Province, China, PRC 529000

Tel: +86(755)27908940 Fax: +86(755)27658502 E-mail: [info@myledy.com](mailto:info@myledy.com)